

The Walnut Book

10 Scottish Country Dances

Devised by Anne Dejean

With diagrams by Keith Rose



Published by Le Chardon du Dauphiné
June 2018

First printed June 2018


Slightly revised electronic version, diagrams by Keith Rose included October 2018

The Walnut Book

10 Scottish Country Dances

of different levels, from very easy to quite challenging

Devised by Anne Dejean



Published by Le Chardon du Dauphiné
Grenoble, June 2018

To the dancers of the club,
not very numerous, but quite enthusiastic and faithful

To my husband, Serge Dussud,
who keeps encouraging me in all my SCD projects
(Teaching certificate, teaching in different schools, etc.)

Many thanks to Keith Rose for his diagrams

The Grenoble walnut (la noix de Grenoble) has a
long-standing reputation, both nationally and internationally.

It was labelled AOC (appellation d'origine contrôlée /
controlled designation of origin) in 1938, 80 years ago.

Contact : anne.dejean@wanadoo.fr

Contents

Grenoble Walnuts	R8x32	4
The Walnut Orchard	R8x32	5
Walnuts and Honey for Breakfast	S8x32	6
The Walnut Cake	J8x32	8
The Walnut Pie	S5x32	10
Walnut Cake With Chocolate Spread	J8x32	12
The Walnut Tree	R4x32	13
The Walnut Schiehallion Reel	J96	14
Walnut Chaser	J5x32	16
La Noix de Grenoble	R4x32	17
Contents with main formations		18

Grenoble Walnuts

32-bar reel for three couples in a four-couple longwise set

Bars

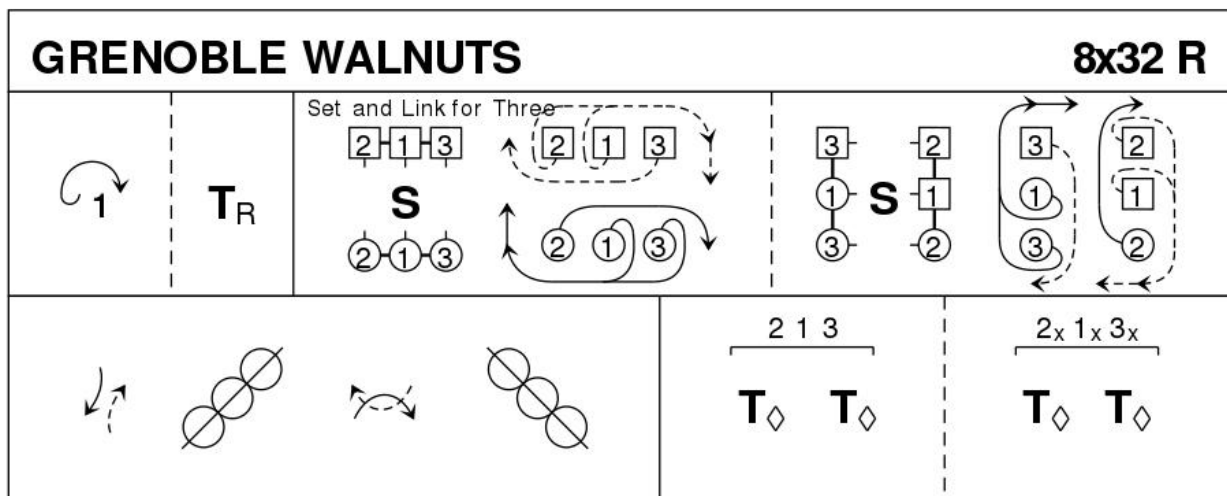
Description

- 1 – 8 1st couple dance a long cast into second place, and giving right hands, turn once round.
- 9 – 16 2nd, 1st and 3rd couples dance set and link for three couples twice and finish on opposite sides in the order 312.
- 17 – 24 1st couple, passing by the left, dance half diagonal reel of four with 3rd corners, then passing by the right, dance half diagonal reel of four with 4th corners.
- 25 – 32 All dance four petronella turns (without setting): first time into the center, second time into partner's place, third time into the center and last time back to place.

Repeat, having passed a couple.

April 2018

One of our dancers commented: not suitable for those who easily feel dizzy.



Anne Dejean, 2018, Walnut Book

3C/4C longwise set.

The Walnut Orchard

32-bar reel for three couples in a four-couple longwise set

Bars

Description

1 – 8 1st couple dance down between 2nd couple, cast up back to places, then dance down between 3rd couple and cast up into second place, 2nd couple step up on bars 7-8.

9 – 16 2nd, 1st and 3rd couples dance mirror reels of 3 on the sides, 1st couple dance in and up to begin, and finish in the middle of the set, taking partner's right hand and giving left hands to third corners. Corners finish the reels with a loop.
All couples give hands when possible during the reels.

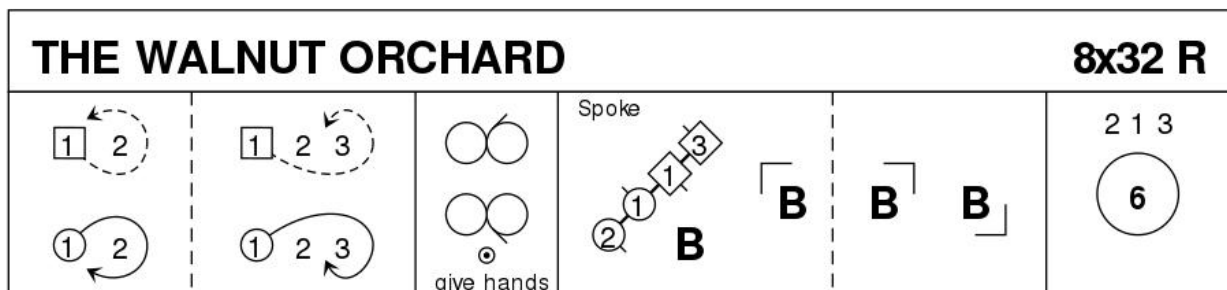
17 – 24 1st couple dance the spoke clockwise, and finish in second place on their own sides.

25 – 32 2nd, 1st and 3rd couples dance six hands round and back.

Repeat, having passed a couple.

March 2018

There are plenty of walnut orchards in the area of Grenoble, northwards up to Chambéry and southwards down to Valence, it is quite typical in the landscape all along the Isère valley.



Anne Dejean, 2018, Walnut Book

3C/4C longwise set.

Walnuts and Honey for Breakfast

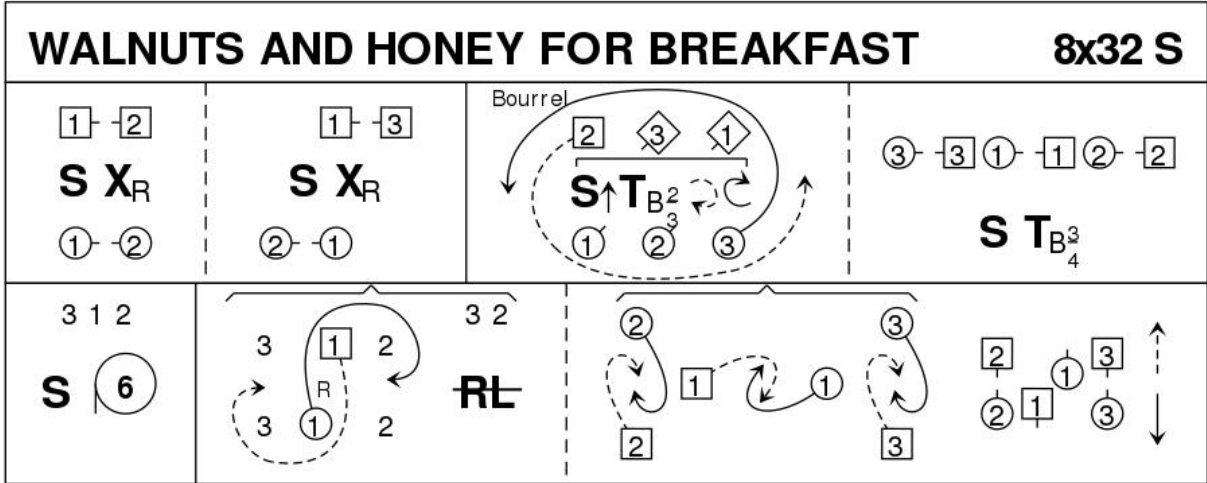
32-bar strathspey for three couples in a four-couple longwise set

Bars	Description
1 – 8	1 st and 2 nd couples set and, giving right hands, change places, then 1 st and 2 nd men together and 1 st and 3 rd women together set and, giving right hands, change places.
9 – 16	All dance a bourrel for three couples.
17 – 24	All set and dance six hands once round.
25 – 28	1 st couple cross with the right hands and cast to the right to finish 1 st woman between 2 nd couple in first place and 1 st man between 3 rd couple in third place, while corners dance half rights and lefts without polite turn.
29 – 32	All dance a kind of back to back: 1 st couple dance a very long step on bar 29 until passing by the right, and as they pass back to back on bar 30, they also pull back right shoulder to turn by a quarter, while corners dance towards each other and remaining facing partners turn halfway round pulling back right shoulder; then all retire together.
	Repeat, having passed a couple.

Note: bars 29-30, those 1st couples who find it uneasy or uncomfortable to pass back to back while turning by a quarter pulling back right shoulder (setting with the left foot!) can finish facing partner on bar 29 and just turn by a quarter remaining facing partner on bar 30. The most important thing is to be ready to retire at the same time as the other couples for covering.

1st April 2018

Walnuts and honey on buttered bread: definitely a good choice!



Anne Dejean, 2018, Walnut Book

3C/4C longwise set.

The Walnut Cake

32-bar jig for three couples in a four-couple longwise set

Bars

Description

1 – 8 1st couple cross right hands, cast off one place, cross left hands and set.

9 – 16 1st couple dance half rights and lefts on the diagonal twice and finish in second place own sides, as corners finish on opposite sides, 3rd couple in first place and 2nd couple in third place.

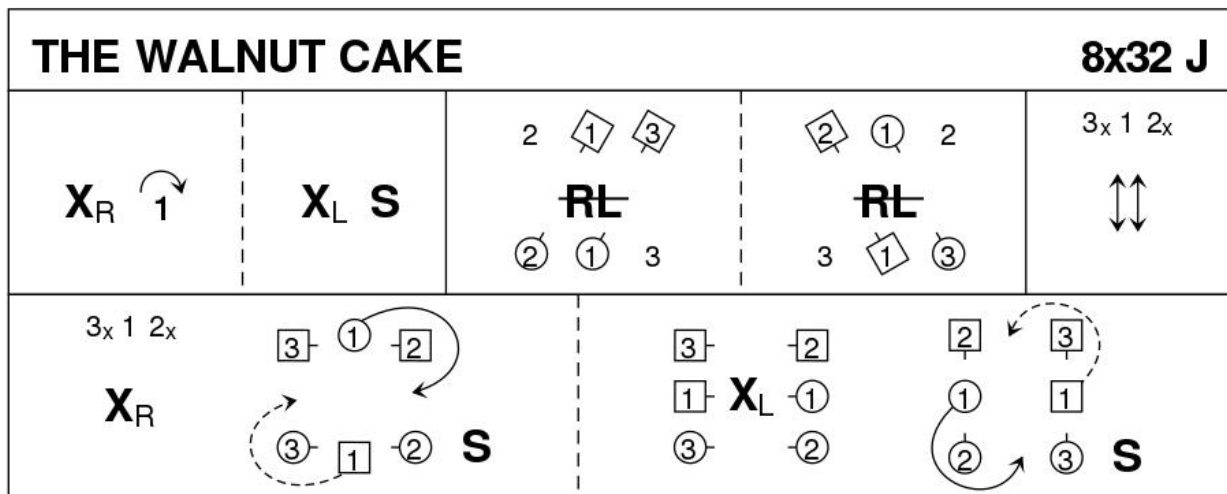
17 – 24 All advance and retire twice.

25 – 32 All cross right hands, 1st couple cast to the right as corners set facing up & down, then all cross left hands (up & down), 1st couple cast to the left to finish in second place on own sides as corners set to partners (there is no curving round when crossing over).

Repeat, having passed a couple.

February 2018

This dance was devised to teach the formation half rights and lefts on the diagonal.



Anne Dejean, 2018, Walnut Book

3C/4C longwise set.

Walnut Pie and Walnut Cake

When I moved to Grenoble in the mid-nineties, I discovered the Grenoble walnut pie: a delicious pie with shelled walnuts covered with caramel sauce. I was very fond of it, and maybe ate too many, so I got a bit tired of it.

In 2000, I then had the opportunity to eat a wonderful walnut cake, baked by a dancer of our scd group, when meeting for an informal dance during the summer. This cake is essentially made with walnut flour, sugar and eggs. Nowadays, I still love baking and eating it, and have people try it.

Walnut cake recipe

Ingredients: 3 eggs, 100 g sugar, 3 slices crispbread in crumbs, 150 g walnut flour

Mix the egg yolks with the other ingredients, whisk the egg whites, add and mix. Bake for 20 minutes in the oven at 200° C.

The Walnut Pie

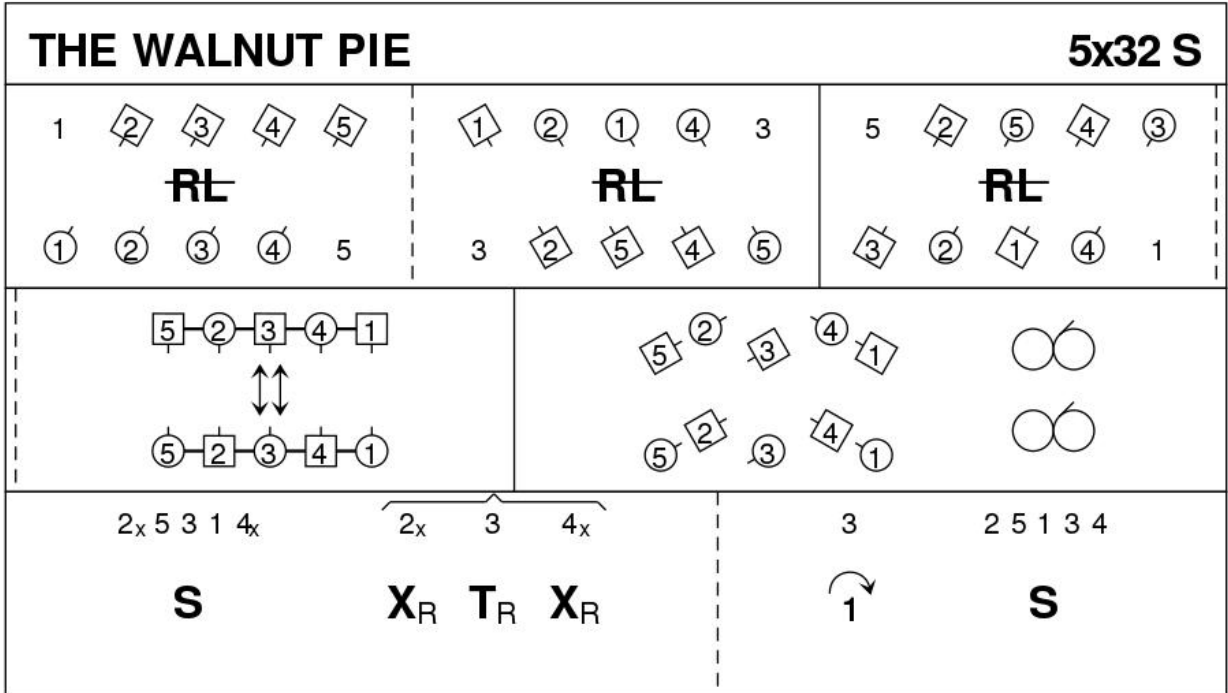
32-bar strathspey for five couples in a five-couple longwise set

Bars	Description
1 – 12	2 nd and 4 th couples dance half rights and lefts on the diagonal three times with polite turns, to finish in the order 52341, 2 nd and 4 th couples being on the opposite sides (2 nd , 3 rd and 4 th couples are back to second, third and fourth places, 1 st and 5 th couples have exchanged places).
13 – 16	All advance and retire (one step) twice.
17 – 24	3 rd couple (in the middle) dance up into right shoulder reels of three on the sides with two tandems: 2 nd couple followed by 5 th couple at the top and 4 th couple followed by 1 st couple at the bottom, to finish in the order 25314 (there's no lead change in the tandems so that 5 th and 2 nd couples have changed places, as well as 4 th and 1 st couples).
25 – 28	All set, then 2 nd and 4 th couples (top and bottom couples), giving right hands, cross over, while 3 rd couple (in third place) turn once round with the right hands.
29 – 32	3 rd couple cast off one place as 1 st couple step up and all set. Final order 25134.

Repeat from new positions.

February 2018

Another dance with rights and lefts on the diagonal, more difficult, but suitable if there are just five couples of dancers.



Walnut Cake with Chocolate Spread

32-bar jig for three couples in a four-couple longwise set

Bars

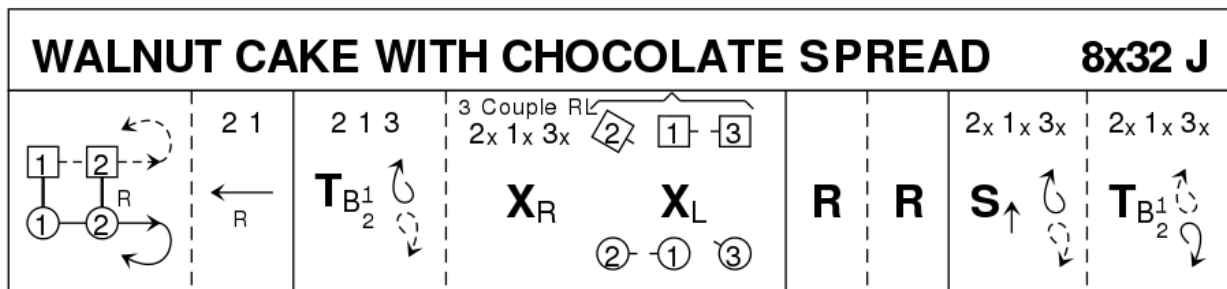
Description

- 1 – 4 2nd couple, followed by 1st couple, lead down, on bars 3 and 4, they split, cast up and meet in the middle again, while 1st couple continue to lead down.
- 5 – 8 2nd couple, followed by 1st couple lead up and finish on the sides having changed places.
- 9 – 12 2nd, 1st and 3rd couples turn partners both hands halfway round (pdb) and cast to partner's place.
- 13 – 24 All dance rights and lefts for 3 couples.
- 25 – 32 2nd, 1st and 3rd couples set advancing towards partners and cast back to opposite sides, then turn partners both hands halfway round (pdb) and cast to own sides.

Repeat, having passed a couple.

April 2018

Walnut cake is very good just by itself, but it can taste even better covered with chocolate spread! It is actually one of my favourites.



Anne Dejean, 2018, Walnut Book

3C/4C longwise set.

The Walnut Tree

32-bar reel for four couples in a four-couple longwise set

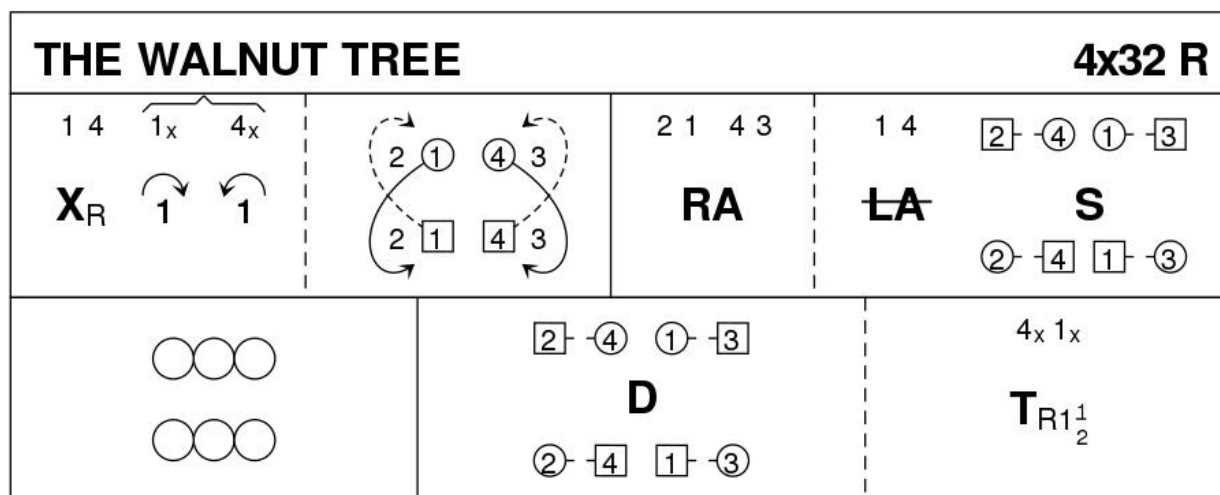
Bars	Description
1 – 8	1 st and 4 th couples, giving right hands, cross over, cast in (2 nd and 3 rd couples step out) and dance half figure of eight around top and bottom couples.
9 – 16	2 nd and 1 st couples together, and 4 th and 3 rd couples together dance right hands across once round, then 1 st and 4 th couples (middle couples) dance left hands across halfway and set to corners.
17 – 24	All dance reels of four on the sidelines.
25 – 32	All dance back to back with corners with a quarter turn on bar 28 to finish facing partner, then 4 th and 1 st couples (middle couples), giving right hands, turn one and a half times to finish on own sides, in the order 2413.

Repeat from new positions.

December 2017

This dance was devised to teach the formation reel of four.

My husband and I bought a house in summer 2004, and one of the things we did in the garden within the first year, was to plant a walnut tree. This tree has now grown quite big in our small garden, and it gives lots of walnuts every year, with which I can bake my favourite walnut cake, and which I can take with honey for breakfast as well.



The Walnut Schiehallion Reel

96-bar jig for four couples in a square set

Bars	Description
1 – 4	Women dance right hands across once round and finish in original places facing out.
5 – 8	All dance $\frac{1}{4}$ schiehallion reel, finishing men facing in and women facing out.
9 – 12	Men dance around their partners, dancing in and behind them to begin.
13 – 16	All dance $\frac{1}{4}$ schiehallion reel.
17 – 20	Women dance around their partners, dancing out and behind them to begin.
21 – 24	All dance $\frac{1}{4}$ schiehallion reel.
25 – 32	All chase once round, women dancing clockwise and outside the set, as men dance anticlockwise and inside the set.
33 – 36	Men dance left hands across once round and finish in original places facing out.
37 – 40	All dance $\frac{1}{4}$ reverse schiehallion reel (women start facing center, and dance to the left into next man's place, as men start facing out and follow partner).
41 – 44	Women dance around their partners, dancing in and behind them to begin.
45 – 48	All dance $\frac{1}{4}$ reverse schiehallion reel.
49 – 52	Men dance around their partners, dancing out and behind them to begin.
53 – 56	All dance $\frac{1}{4}$ reverse schiehallion reel.
57 – 64	All chase once round, men dancing anticlockwise and outside the set, as women dance clockwise and inside the set.
65 – 72	All dance men's chain (left hands across for men in the middle of the set on bars 65-66 and 69-70), with a polite turn for women at the end.
73 – 80	All dance ladies' chain (right hands across for women in the middle of the set on bars 73-74 and 77-78).
81 – 96	All dance complete reverse schiehallion reel.

Note 1: As an option for energetic dancers, women can dance four turning pas de basque on the spot to follow their partners as they dance around them, and men can do the same as women dance around them (pulling back right shoulders on bars 9-12 and 17-20, and pulling back left shoulders on bars 41-44 and 49-52).

Note 2: As an alternative for the transition between the two chains (which is uneasy), on bars 71-72, all couples can turn both hands and open out to face in. It avoids taking right hands twice for women (before and after changing direction).

1st April 2018.

I just love schiehallion reels.

This dance is definitely not for those who easily feel dizzy!

THE WALNUT SCHIEHALLION REEL			96 J
<div style="text-align: center;">□</div> <div style="text-align: center; font-weight: bold; font-size: 1.2em;">RA</div>	<div style="text-align: center;">Schiehallion Reel</div>		<div style="text-align: center;">Schiehallion Reel</div> <div style="text-align: center;">4 bars</div>
		<div style="text-align: center;">Schiehallion Reel</div> <div style="text-align: center;">4 bars</div>	
<div style="text-align: center;">○</div> <div style="text-align: center; font-weight: bold; font-size: 1.2em;">LA</div>	<div style="text-align: center;">Reverse Schiehallion Reel</div>		<div style="text-align: center;">Reverse Schiehallion Reel</div> <div style="text-align: center;">4 bars</div>
		<div style="text-align: center;">Reverse Schiehallion Reel</div> <div style="text-align: center;">4 bars</div>	
<div style="text-align: center;">ALL</div> <div style="text-align: center;">LA in centre</div>	<div style="text-align: center;">ALL</div> <div style="text-align: center;">RA in centre</div>	<div style="text-align: center;">Reverse Schiehallion Reel</div> <div style="text-align: center;">16 bars</div>	

Walnut Chaser *or* Pontcharra Chaser

32-bar jig for five couples in a five-couple longwise set

Bars

Description

1 – 8 1st woman, followed by all the women, crosses, dances down behind men, crosses and dances up to places.

9 – 16 Men repeat above figure.

17 – 24 All dance back to back and turn partners both hands.

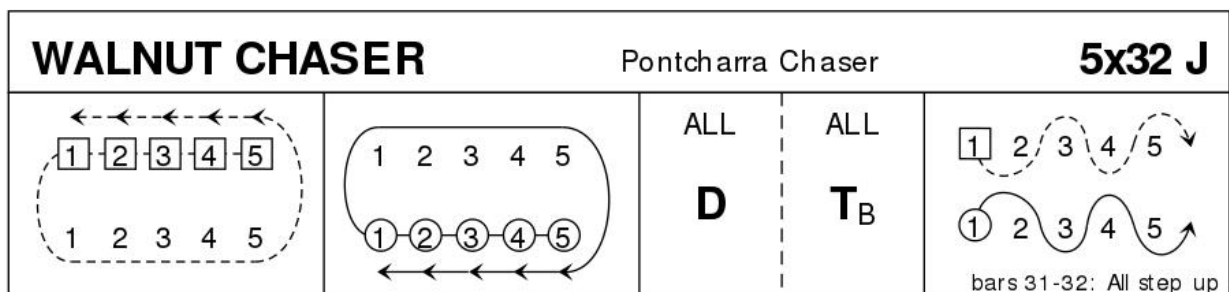
25 – 30 1st couple dance down one place, cast off one place, dance down one place, cast off one place back to the sidelines.

31 – 32 All step up.

Repeat from new positions.

January 2017

A very easy dance, suitable for a ceilidh or a warm-up. It was devised as a variation of Rabbie’s Reel and Charlestown Chaser for a teaching and performance project in a nursery school in my hometown Pontcharra, so that different classes could learn very easy but slightly different dances. It was originally called “Pontcharra Chaser” and renamed for The Walnut Book.



Anne Dejean, 2017, Walnut Book

5C/5C longwise set.

La Noix de Grenoble *or* Kids in the Alps

32-bar reel for four couples in a longwise set

Bars	Description
1 – 8	1 st and 2 nd couples together as well as 3 rd and 4 th couples together dance right hands across, and then left hands across back to places.
9 – 12	1 st man and 2 nd woman, as well as 3 rd man and 4 th woman, giving right hands, turn once round.
13 – 16	1 st woman and 2 nd man, as well as 3 rd woman and 4 th man, giving right hands, turn once round.
17 – 24	1 st couple slip down the middle of the set for 4 bars and up for 2 bars, finishing in fourth position on their own sides (2 nd , 3 rd and 4 th couples step up on bars 5-6), all dancers clap four times.
25 – 32	2 nd , 3 rd , 4 th and 1 st couples dance eight hands round and back.

Repeat from new positions.

Note: This dance is also suitable for three or five couples. In this case, the single couple at the bottom of the set turn right hand and then left hand while the others dance hands across, they then stand still during bars 9-16.

November 2012

This is an easy dance quite suitable for warming up or for ceilidhs. It was devised after teaching in a secondary school, but finally never used there. Later, it was taught and performed in a nursery school in the area of Grenoble by the “older ones” (5-6 year-old children), quite difficult for them though. At that time, the dance was called “Kids in the Alps”, but it was renamed for publishing in the Walnut Book.

LA NOIX DE GRENOBLE	Kids in the Alps		4x32 R
1 2 3 4 RA LA			2 3 4 1

Anne Dejean, 2012, Walnut Book

4C/4C longwise set.

Contents with main formations

<p>Grenoble Walnuts Set and link for three couples, half diagonal reel of four, petronella turns four times for all</p>	R8x32	4
<p>The Walnut Orchard Reel of three, Spoke</p>	R8x32	5
<p>Walnuts and Honey for Breakfast Bourrel for three couples, modified back to back</p>	S8x32	6
<p>The Walnut Cake Half rights and lefts on the diagonal</p>	J8x32	8
<p>The Walnut Pie Half rights and lefts on the diagonal, reels of three with tandems</p>	S5x32	10
<p>Walnut Cake With Chocolate Spread Rights and lefts for three couples, progressive lead down and up for two couples</p>	J8x32	12
<p>The Walnut Tree Reel of four</p>	R4x32	13
<p>The Walnut Schiehallion Reel Schiehallion reel and reverse schiehallion reel</p>	J96	14
<p>Walnut Chaser Very easy/ceilidh</p>	J5x32	16
<p>La Noix de Grenoble Easy/ceilidh</p>	R4x32	17



Painting "Kilty Pair" by JANET MCCRORIE