

The Walnut Book

Volume 2

14 Scottish Country Dances

Devised by Vincent Broquié, Anne Dejean and Kévin Piquemal

With diagrams by Keith Rose



Published by Le Chardon du Dauphiné
October 2021


First published as an electronic version October 2021

The Walnut Book

Volume 2

14 Scottish Country Dances

Devised by Vincent Broquié, Anne Dejean & Kévin Piquemal



Published by Le Chardon du Dauphiné
Grenoble, October 2021

To the faithful dancers of the club whose presence and dedication
allow Le Chardon to keep on dancing

This new volume of The Walnut Book is a collective work with dances
by Kévin, who used to dance and teach in Grenoble with us but now
lives in Lyon, and by two current teachers at Le Chardon du Dauphiné,
Vincent and myself.

Anne Dejean
October 2021

Many thanks to Keith Rose for his diagrams

The Grenoble walnut (la noix de Grenoble) has a
long-standing reputation, both nationally and internationally.

It was labelled AOC (appellation d'origine contrôlée /
controlled designation of origin) in 1938.

Contacts
macbrokie@gmail.com
anne.dejean@wanadoo.fr
piquemalk38@gmail.com

Contents

Dances devised by Kévin Piquemal

BellCorEuse	J8x32	6
Le Chardon du Dauphiné	S4x32	7
Le Pont sur l'Isère	R6x32	8
Ô Mon Beau Cularo	R8x32	9

Dances devised by Anne Dejean

Dancing Together Again	R8x32	10
A Year with Harry Potter	M64(S32+R32)x3	12
My Joyful Dancer	J8x32	13
My Great Builder	S8x32	14
Le Trèfle à Quatre Feuilles	J8x32	16
Beginning of the Year	J8x32	17

Dances devised by Vincent Broquié

Half Right and Half Left	R3x32	18
Reel of Three for Free	R3x48	19
A Day with Dance	S3x48	20
Capharnaüm à Grenoble	R8x40	22

Contents with main formations in each dance		4
---	--	---

Contents with main formations in each dance

BellCorEuse Corners pass and turn, hands round and back	J8x32	6
Le Chardon du Dauphiné Half reel of four, set and link for two couples	S4x32	7
Le Pont sur l'Isère Allemande for three couples, set to corners dancing with inverted set	R6x32	8
Ô Mon Beau Cularo Promenade for three couples, tour de cuvette	R8x32	9
Dancing Together Again Petronella turn to the right and to the left, reel of four	R8x32	10
A Year with Harry Potter Petronella turn, celtic reel	M64(S32+R32)x3	12
My Joyful Dancer Bourrel for three couples, half double figure of eight	J8x32	13
My Great Builder Modified crown triangles	S8x32	14
Le Trèfle à Quatre Feuilles Corners pass and turn	J8x32	16
Beginning of the Year Figure of eight across, turn with the right/left hand, right/left hands across	J8x32	17

Half Right and Half Left Set, cross, chase halfway	R3x32	18
Reel of Three for Free Long cast for 8 bars, different reels of three	R3x48	19
A Day with Dance Turn both hands, modified corners pass and turn, half diagonal reel of four	S3x48	20
Capharnaüm à Grenoble Set and link for two couples, figure of eight on the sidelines, stochastic formation, simultaneous progression for 1 st and 2 nd couples	R8x40	22

BellCoreEuse

Belledonne, Vercors, Chartreuse

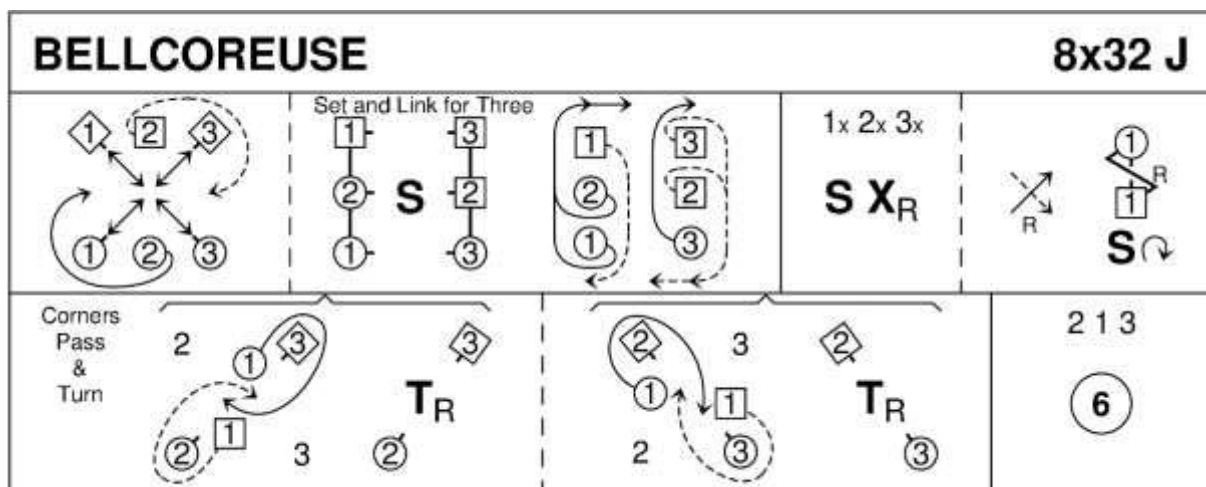
32-bar Jig for three couples in a four-couple longwise

Bars	Description
1 – 8	1 st and 3 rd couples advance and retire diagonally while 2 nd man casts up to end between 1 st couple and 2 nd women casts down to end between 3 rd couple. All set and link for three to end in order 1-2-3 on opposite sides.
9 – 16	All set and cross right hand. 1 st couple cross to second place as 2 nd couple step up on bars 13-14 to end facing each other right hands joined. 1 st couple set pulling right shoulder back to face first corners.
17 – 24	1 st couple dance corners pass and turn with their first corners and then with second corners, 1 st couple crossing back to second place own sides.
25 – 32	All dance six hands round and back.

Repeat, having passed a couple.

Kévin Piquemal - June 2018

Belledonne, Vercors and Chartreuse are the three mountains ranges (or Massifs) surrounding Grenoble, making the valley look like a Y (Le Y Grenoblois).



Kévin Piquemal, 2018, The Walnut Book 2

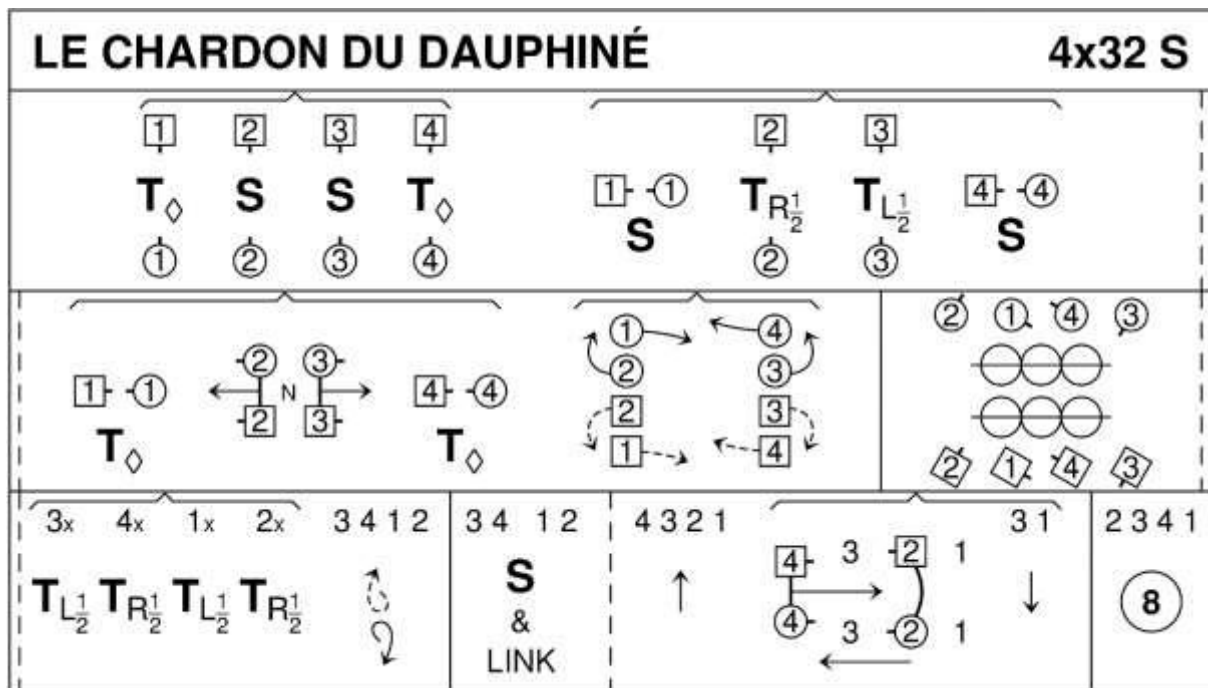
3C/4C longwise set.

Le Chardon du Dauphiné

32-bar strathspey for four couples in a four-couple longwise set

- | Bars | Description |
|---------|---|
| 1 – 4 | 1 st and 4 th couples dance a petronella turn and set while 2 nd couple set, turn right hand half-way to end facing up as 3 rd couple set and turn left hand half-way to end facing down. |
| 5 – 8 | 1 st and 4 th couples dance a petronella turn and dance up or down the line on bars 7-8 to end 1 st couple in second place on opposite sides and 4 th couple in third place on opposite sides while 2 nd and 3 rd couples dance up or down and cast 2 nd couple to third position on opposite sides and 3 rd couple to fourth position on opposite sides. |
| 9 – 16 | All dance a reel of four half-way and turn half-way (2 nd and 4 th couples right hand, 1 st and 3 rd couples left hand), then twirl back to own sides. |
| 17 – 20 | 3 rd couple with 4 th couple and 1 st couple with 2 nd couple set and link. |
| 21 – 24 | 3 rd and 1 st couples advance and retire while 4 th and 2 nd couples advance, change places (4 th couple dancing under the arch made by 2 nd couple) and curve back to own sides. |
| 25 – 32 | All dance eight hands round and back. |

Kévin Piquemal - June 2018



Kévin Piquemal, 2018, The Walnut Book 2

4C/4C longwise set.

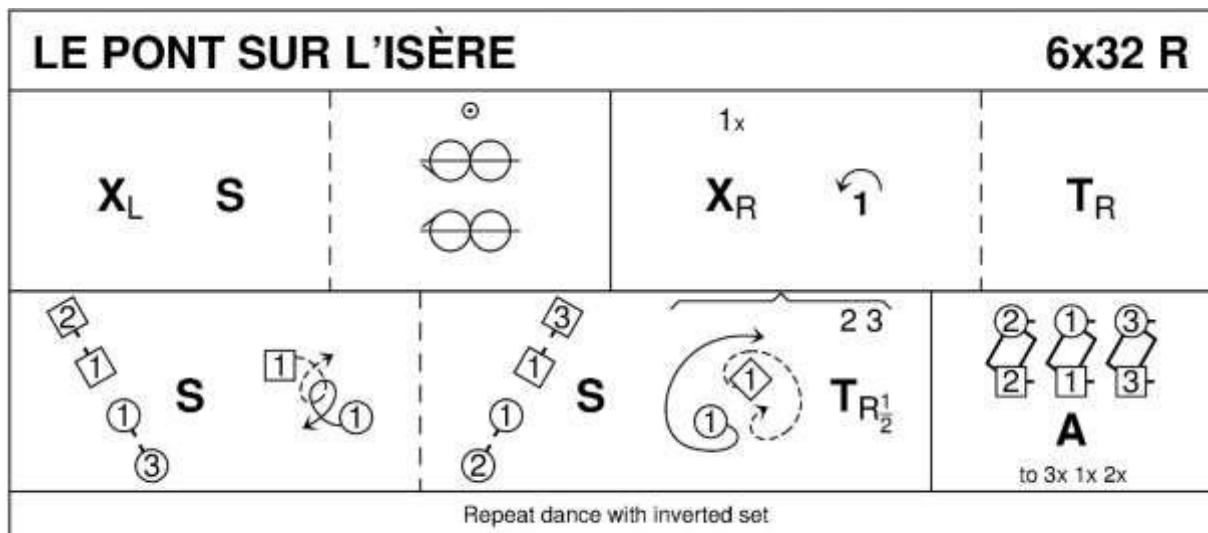
Le Pont sur l'Isère

32-bar reel for three couples in a three-couple longwise set

Bars	Description
1 – 8	1 st couple cross left hand and retain hands to set. 1 st couple dance a half reel of three giving left shoulder to 2 nd couple. 1 st couple ends in third position on opposite sides.
9 – 16	1 st couple cross right hand, cast up and turn right hand to face fourth corner position.
17 – 20	1 st couple set to corners and, pulling right shoulder back, dance round each other to end facing third corner position.
21 – 24	1 st couple set to third corners and, pulling by the right, dance ending shoulder to shoulder facing down while 2 nd and 3 rd couples turn right hand to end facing down.
25 – 32	All dance an allemande ending 3-1-2 on opposite sides, ready to start again with inverted set.

Repeat with inverted set.

Kévin Piquemal - June 2018



Kévin Piquemal, 2018, The Walnut Book 2

3C/3C longwise set.

Ô Mon Beau Cularo

From 43 B.C. to nowadays

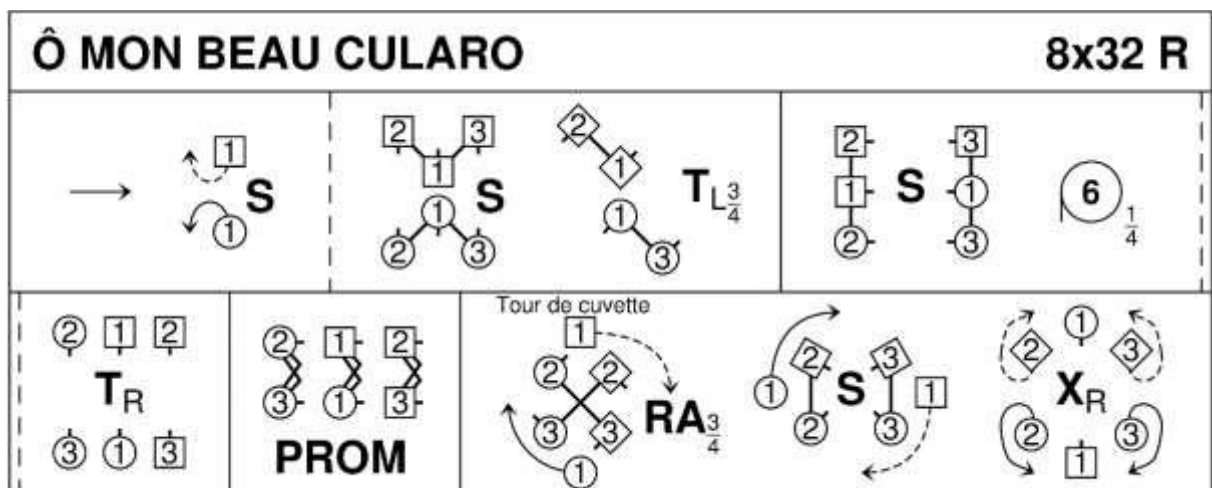
32-bar reel for three couples in a four-couple longwise set

Bars	Description
1 – 8	1 st couple lead down to end between 2 nd couple position as 2 nd couple step up, 1 st couple set to end back to back facing own sides, set as in double triangle and turn fourth corners to end 1 st man between 3 rd couple and 1 st woman between 2 nd couple.
9 – 16	All set, circle one position to the left and turn right hand to end in the middle facing down ending 3 rd man in first man position, 2 nd man in first woman position, 1 st couple in second position own sides, 3 rd woman in third man position and 2 nd woman in 3 rd woman position.
17 – 24	All dance a promenade.
25 – 32	All dance a <i>Tour de Cuvette</i> : 2 nd and 3 rd couples dance right hands across $\frac{3}{4}$ way and retain hands with partner while 1 st couple cast up or down. 2 nd and 3 rd couples set diagonally and cast back to the sides ending 2 nd couple in first position and 3 rd couple in third position while 1 st couple continue to dance into second position and cross right hand.

Repeat, having passed a couple.

Kévin Piquemal - June 2018

Cularo was the first name given to the city of Grenoble on June 6th 43 B.C. It then changed to Gratianopolis in year 379 and slowly transitioned to the current name.



Kévin Piquemal, 2018, The Walnut Book 2

3C/4C longwise set.

Dancing Together Again

32-bar reel for three couples in a four-couple longwise set

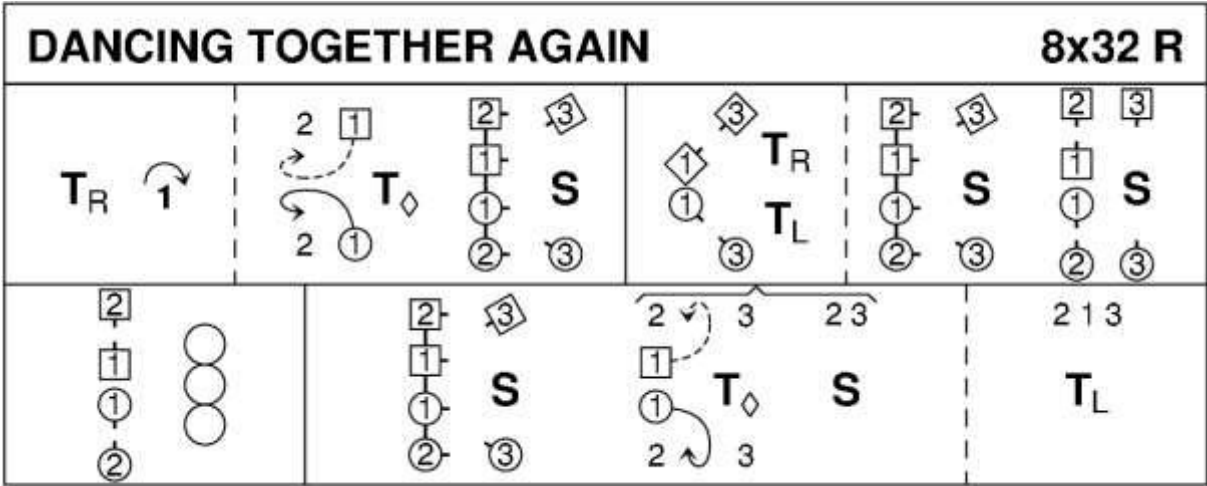
Bars	Description
1 – 8	1 st couple, giving right hands, turn once round, cast into second place as 2 nd couple move up, dance a petronella turn to the top (petronella turn to the left for 1 st man) and finish between 2 nd couple to form a line of four dancers facing down, then all set to 3 rd couple who face up and slightly in diagonally as they set back.
9 – 12	1 st and 3 rd women turn once round with the right hand as 1 st and 3 rd men turn with the left hand in a symmetrical movement, so that 3 rd couple first, and then 1 st couple are dancing shoulder to shoulder for a while.
13 – 16	1 st and 2 nd couples in a line of four dancers facing down set to 3 rd couple who face up and slightly in diagonally as they set back, then 1 st & 2 nd women, as well as 1 st and 2 nd men set to each other as 3 rd couple set to partner.
17 – 24	1 st and 2 nd couples dance a reel of four across the dance.
25 – 28	1 st and 2 nd couples in a line of four dancers facing down set to 3 rd couple who face up and slightly in diagonally as they set back, then 1 st couple dance a petronella turn back into second place on own sides (petronella turn to the left for 1 st woman) as 2 nd and 3 rd couples set to partner.
29 – 30	All turn partner once round with the left hand.

Repeat, having passed a couple.

Anne Dejean - October 2018

The name of the dance refers to how much I enjoy meeting and dancing again with the members of our group in Grenoble after a break like a holiday. It was written before the pandemic period, but will probably be quite appropriate when we resume dancing after the endless months of lockdown.

Suggested tune: The Gathering by Muriel Johnstone's Band (Dance Through The Miscellanies, First Part).



Anne Dejean, 2018, The Walnut Book 2

3C/4C longwise set.

A Year with Harry Potter

64-bar medley of alternating 32-bar strathspey and 32-bar reel
for two couples in a three-couple longwise set

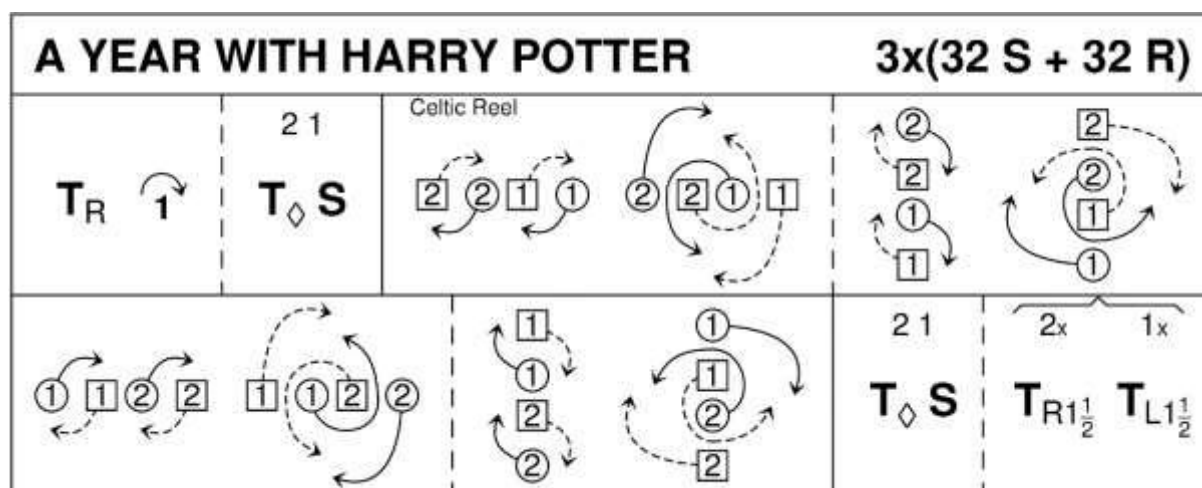
Bars	Description
1 – 4	1 st couple, giving right hands, turn once round and cast into second place as 2 nd couple move up.
5 – 8	2 nd and 1 st couples dance a petronella turn into in the middle of the set (men facing up, women down) and set.
9 – 24	Celtic Reel, starting in a line of four dancers up and down, facing partner: pass partner by the right (2 bars), then outer dancers chase clockwise by a quarter while inner dancers turn left shoulder to left shoulder three quarters (2 bars), all finishing in a line across facing partner; repeat three times to dance back into starting position in a line up and down.
25 – 32	All dance a petronella turn into opposite sides, set to partner, and turn one and a half times, 2 nd couple giving right hands, and 1 st couple, giving left hands (men start shoulder to shoulder).

Repeat, having passed a couple, each 1st couple dancing first as strathspey and then as reel.

Anne Dejean - October 2018

My husband, our two children and I spent a great amount of delicious hours reading or listening to the whole story of Harry Potter together. It lasted about a year.

If someone is inspired to devise a set of music for this dance including Slytherin House and Tam Lin, it would just be wonderful!



Anne Dejean, 2018, The Walnut Book 2

2C/3C longwise set.

My Joyful Dancer

32-bar jig for three couples in a four-couple longwise set

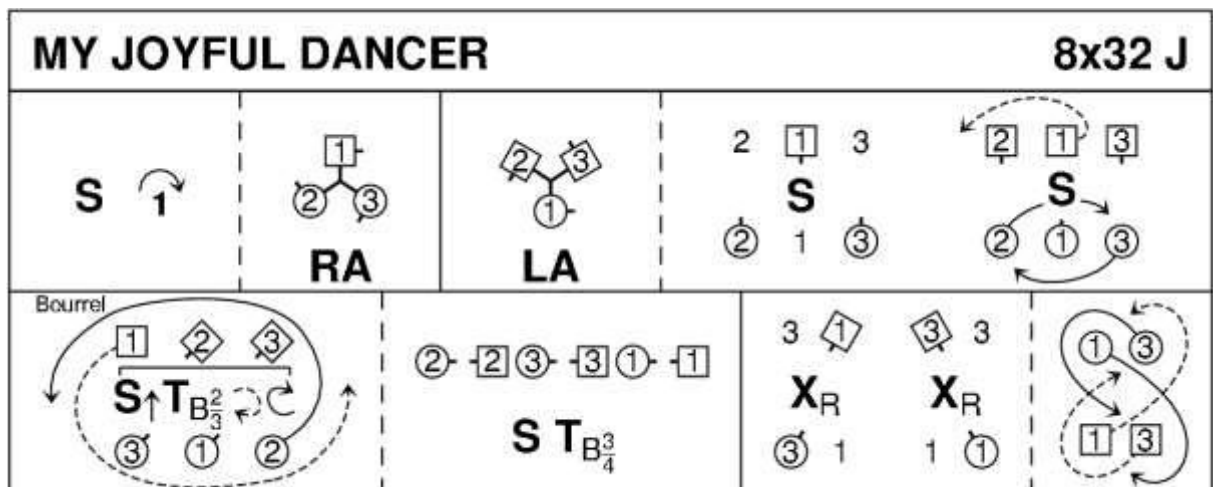
- | Bars | Description |
|---------|--|
| 1 – 4 | 1 st couple set and cast off one place as 2 nd couple move up. |
| 5 – 8 | 1 st woman dances right hands across once round with her corners. |
| 9 – 12 | 1 st man dances left hands across once round with his corners. |
| 13 – 16 | 1 st woman and her two corners set, then 1 st woman casts up to original place as 2 nd man dances down two places and 3 rd man casts up two places, and while 1 st man and his 2 corners set (on bars 15-16). |
| 17 – 24 | All dance a bourel for three couples. |
| 25 – 28 | 3 rd man and 1 st woman change places with the right hand, then 3 rd woman and 1 st man change places with the right hand. |
| 29 – 32 | 1 st and 3 rd couples dance a half double figure of eight, 1 st couple starting crossing down. |

Repeat, having passed a couple.

Anne Dejean - October 2018

For my daughter, who loves dancing, different types of dances, among which Scottish country dances.

Suggested tune: City Lights from RSCDS Book 52



Anne Dejean, 2018, The Walnut Book 2

3C/4C longwise set.

My Great Builder

32-bar strathspey for three couples in a four-couple longwise set

Bars	Description
1 – 8	1 st couple, giving right hands, cross over, cast off one place and dance around their second corners passing them right shoulder to begin, on bar 8, they dance towards each other into the middle and pull right shoulder back to finish back to back facing opposite sides.
9 – 16	1 st couple dance modified crown triangles with 2 nd and 3 rd couples (8 setting steps): 9 All set with the right foot 10 Moving on the left foot, 2 nd and 3 rd couples dance a quarter turn to finish facing up and down, while 1 st couple move to the left to finish back to back with 1 st man facing up and 1 st woman facing down 11 All set with the right foot 12 Moving on the left foot, 2 nd and 3 rd couples dance a quarter turn to finish facing across the set, while 1 st couple move to the left to finish back to back facing own sides 13-14 repeat bars 9-10 with 1 st woman finishing facing up and 1 st man facing down 15-16 1 st couple dance into the empty places in front of them to finish 1 st woman between 2 nd couple facing down and 1 st man between 3 rd couple facing up, 2 nd and 3 rd couples stand still.
17 – 20	1 st couple set to each other, while 2 nd and 3 rd couples, giving right hands to the person opposite, change places (2 nd and 3 rd women together, and 2 nd and 3 rd men together), then 1 st couple, giving right hands, change places while 2 nd and 3 rd couples set.
21 – 24	repeat bars 17-18, then 1 st couple dance a petronella turn into 2 nd place on own sides while 2 nd and 3 rd couples set, dancing by a quarter turn on the second setting step to finish facing across the set.
25 – 32	2 nd , 1 st and 3 rd couples dance six hands round and back.

Repeat, having passed a couple.

Notes: bars 9-14, 2nd and 3rd couples must adapt when they have to move to the right with the left foot, as well as 2nd man and 3rd woman bar 24. You can either decide to “cheat”, and dance the quarter turn at the end of the preceding setting step with the right foot (but this means that two dancers will change direction before the two others), or to have a very short second setting step with the left foot, nearly dancing on the spot. It might be better to make this decision for the whole set, and not individually!

Besides, bars 9, 11 and 13, 1st couple will have to dance short steps to the right, so as to reduce the distance to move with the following left setting step.

Anne Dejean - March 2019

For my son, who loves building, and keeps building all over the place, at anytime with whatever is available (legos, kaplas, paper and adhesive tape, snow, sand, sticks, stones etc.). For example, we once had a cable car all made with paper and adhesive tape dividing half of our living room in two parts, when he was six.

Sometimes, he puts things together in a different way, you would say it's not going to work, but in the end, it does work. This inspired me for the formation "modified crown triangles".

Suggested tune: Slytherin House from RSCDS Book 52

MY GREAT BUILDER				8x32 S																																		
X_R 1 ↻		Crown Triangles (modified) 																																				
<table style="width: 100%; border-collapse: collapse;"> <tr> <td style="border: 1px solid black; padding: 2px;">2</td> <td style="padding: 2px;">X_R</td> <td style="border: 1px solid black; padding: 2px;">3</td> <td style="border: 1px solid black; padding: 2px;">3</td> <td style="padding: 2px;">S</td> <td style="border: 1px solid black; padding: 2px;">2</td> </tr> <tr> <td style="border: 1px solid black; padding: 2px;">1</td> <td style="padding: 2px;">S</td> <td style="border: 1px solid black; padding: 2px;">1</td> <td style="padding: 2px;">X_R</td> <td style="border: 1px solid black; padding: 2px;">1</td> <td style="padding: 2px;">3</td> </tr> <tr> <td style="border: 1px solid black; padding: 2px;">2</td> <td style="padding: 2px;">X_R</td> <td style="border: 1px solid black; padding: 2px;">3</td> <td style="padding: 2px;">3</td> <td style="padding: 2px;">S</td> <td style="border: 1px solid black; padding: 2px;">2</td> </tr> </table>	2	X_R	3	3	S	2	1	S	1	X_R	1	3	2	X_R	3	3	S	2	<table style="width: 100%; border-collapse: collapse;"> <tr> <td style="border: 1px solid black; padding: 2px;">3</td> <td style="padding: 2px;">X_R</td> <td style="border: 1px solid black; padding: 2px;">2</td> <td style="padding: 2px;">2</td> <td style="padding: 2px;">S</td> <td style="border: 1px solid black; padding: 2px;">3</td> </tr> <tr> <td style="border: 1px solid black; padding: 2px;">1</td> <td style="padding: 2px;">S</td> <td style="border: 1px solid black; padding: 2px;">1</td> <td style="padding: 2px;">T_{\diamond}</td> <td style="border: 1px solid black; padding: 2px;">1</td> <td style="padding: 2px;">3</td> </tr> <tr> <td style="border: 1px solid black; padding: 2px;">3</td> <td style="padding: 2px;">X_R</td> <td style="border: 1px solid black; padding: 2px;">2</td> <td style="padding: 2px;">2</td> <td style="padding: 2px;">S</td> <td style="border: 1px solid black; padding: 2px;">3</td> </tr> </table>	3	X_R	2	2	S	3	1	S	1	T_{\diamond}	1	3	3	X_R	2	2	S	3	2 1 3 <div style="border: 1px solid black; border-radius: 50%; width: 30px; height: 30px; margin: 0 auto; display: flex; align-items: center; justify-content: center;"> 6 </div>
2	X_R	3	3	S	2																																	
1	S	1	X_R	1	3																																	
2	X_R	3	3	S	2																																	
3	X_R	2	2	S	3																																	
1	S	1	T_{\diamond}	1	3																																	
3	X_R	2	2	S	3																																	

Anne Dejean, 2019, The Walnut Book 2

3C/4C longwise set.

Le Trèfle à Quatre Feuilles

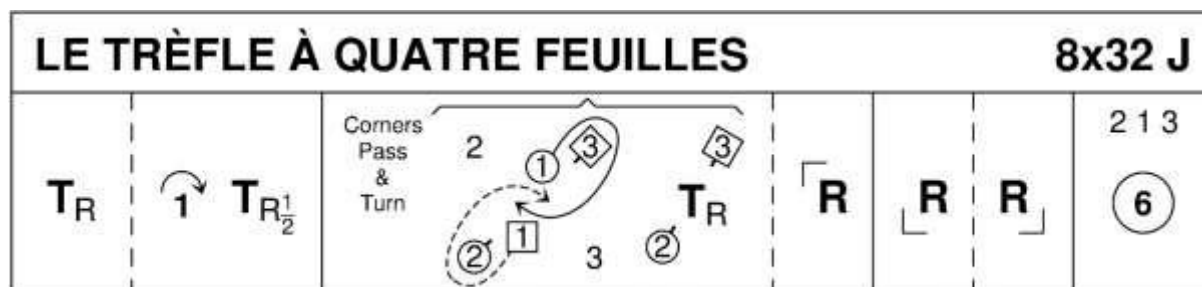
32-bar jig for three couples in a four-couple longwise set

- | Bars | Description |
|---------|---|
| 1 – 8 | 1 st couple, giving right hands, turn once round, cast off to second place (2 nd couple move up on bars 5-6), and giving right hands again, turn halfway round to face first corners. |
| 9 – 24 | <u>The Four Leaf Clover Shape :</u> |
| 9 – 12 | 1 st couple dance corners pass and turn with first corners and pass partner by the right to finish facing second corners. |
| 13 – 16 | Repeat bars 9-12 with second corners and finish facing third corners (one place on to the left). |
| 17 – 20 | Repeat bars 9-12 with third corners and finish facing fourth corners (one more place on to the left). |
| 21 – 24 | Repeat bars 9-12 with fourth corners and finish in second place on own sides. |
| 25 – 32 | 2 nd , 1 st and 3 rd couples dance six hands round and back. |

Repeat, having passed a couple.

Anne Dejean - April 2019

This dance was devised to introduce the corners pass and turn formation. It was very popular in a group where only a very few people understand English, so it was given the French name for a four-leaf clover.



Anne Dejean, 2019, The Walnut Book 2

3C/4C longwise set.

Beginning of the Year

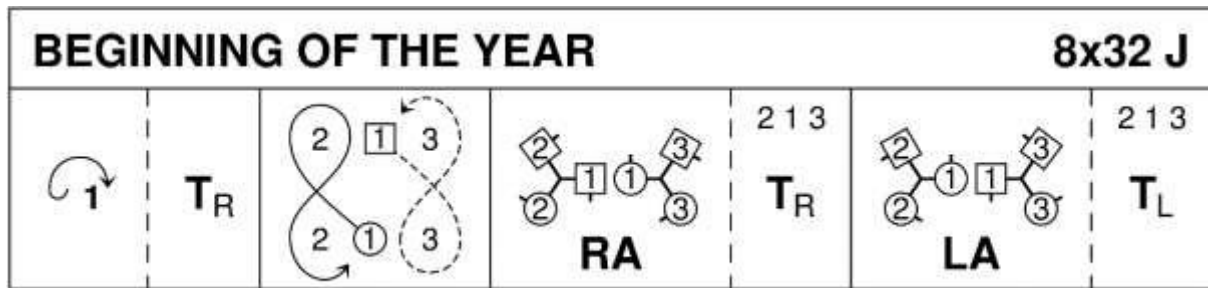
32-bar jig for three couples in a four-couple longwise set

Bars	Description
1 – 8	1 st couple dance a long cast into second place, and giving right hands, turn once round, 2 nd couple move up on bars 3-4.
9 – 16	1 st couple dance a figure of eight to the left, 1 st man up around 2 nd couple, 1s woman down around 3 rd couple.
17 – 20	1 st couple dance right hands across to the right, 1 st woman up with 2 nd couple, 1 st man down with 3 rd couple.
21 – 24	2 nd , 1 st and 3 rd couples turn partner with the right hand once round.
25 – 28	1 st couple dance left hands across to the left, 1 st man up with 2 nd couple, 1 st woman down with 3 rd couple.
29 – 32	2 nd , 1 st and 3 rd couples turn partner with the left hand once round.

Repeat, having passed a couple.

Anne Dejean - September 2019

This dance was devised for the first class of the year.



Anne Dejean, 2019, The Walnut Book 2

3C/4C longwise set.

Half Right & Half Left





32-bar reel for three couples in a three-couple longwise set

Bars	Description
1 – 8	1 st , 2 nd and 3 rd couple set, giving right hands, cross over and chase clockwise halfway.
9 – 16	1 st couple set, giving right hands, cross over, cast up one place, and giving right hands, cross over again.
17 – 24	3 rd , 1 st and 2 nd couples set, giving left hands, cross over and chase anticlockwise halfway.
25 – 32	1 st couple set, giving left hands, cross over, cast off one place, and giving left hands, cross over again.

Repeat, having passed a couple.

Vincent Broquié - August 2021

This dance for three couples was inspired by “It’s All Right”.

HALF RIGHT AND HALF LEFT						3x32 R	
1 2 3	1x 2x 3x		1x	3 1 2	3x 1x 2x		
S X _R		S X _R	 X _R	S X _L		S X _L	 X _L

Vincent Broquié, 2021, The Walnut Book 2

3C/3C longwise set.

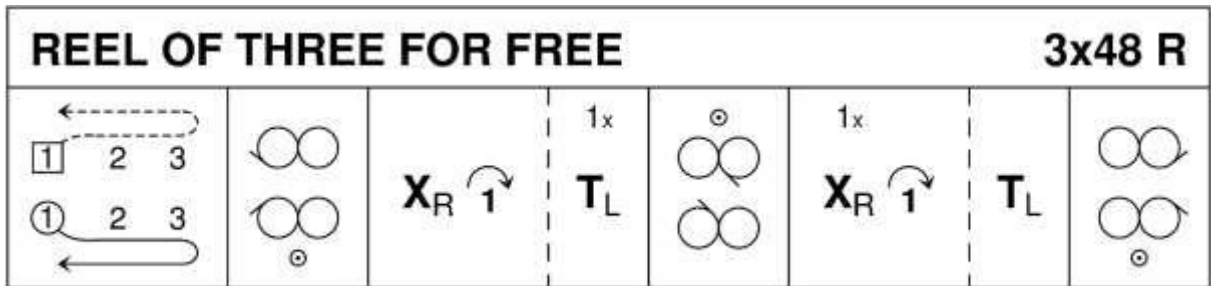
Reel Of Three For Free

48-bar reel for three couples in a three-couple longwise set

- | Bars | Description |
|---------|--|
| 1 – 8 | 1 st couple cast down own sides, turn outwards and dance back to top. |
| 9 – 16 | 1 st , 2 nd and 3 rd couples dance reflection reels of three on own sides, 1 st couple dancing in and down to begin. |
| 17 – 24 | 1 st couple, giving right hands, cross over, cast off one place, and turn with the left hand. |
| 25 – 32 | 1 st couple dance reels of three on opposite sides with 2 nd and 3 rd couples, passing second corner by the left to begin. |
| 33 – 40 | 1 st couple, giving right hands, cross over, cast off one place, and turn with the left hand. |
| 41 – 48 | 2 nd , 3 rd and 1 st couples dance reflection reels of three on own sides, 1 st couple dancing in and up to begin. |
- Repeat, having passed a couple.

Vincent Broquié - August 2021

This dance was devised to work on the spatial geometry of the reel of three. It was written as a reel R6x48, but it can also be danced as a strathspey S3x48.



Vincent Broquié, 2021, The Walnut Book 2

3C/3C longwise set.

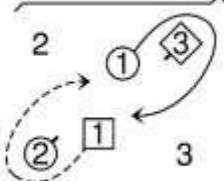

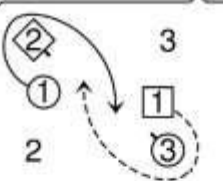
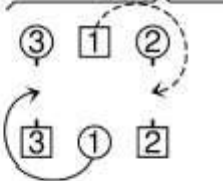
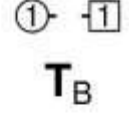
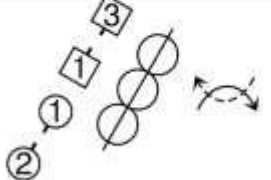
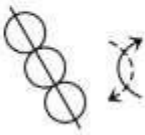

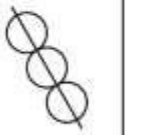
A Day with Dance

48-bar strathspey for three couples in a three-couple longwise set

Bars	Description
1 – 8	1 st couple, giving right hands, cross over, cast off one place, turn both hands and finish facing first corners.
9 – 12	1 st couple dance modified corners pass & turn with first corners: first corners turn both hands halfway and twirl to the opposite sides; 1 st couple pass right shoulder to face second corners.
13 – 16	1 st couple repeat with second corners, and pass right shoulder to finish in second place on own sides facing out.
17 – 24	1 st couple cast to the right while second and third corners dance half rights and lefts, then 1 st couple turn both hands and finish facing third corner positions.
25 – 32	1 st couple dance a half diagonal reel of four with the dancers in third corner positions, then a half diagonal reel of four with the dancers in fourth corner positions, passing by the right between the reels (finish in order 312, 2 nd and 3 rd couples on opposite sides).
33 – 40	1 st couple dance a half diagonal reel of four with the dancers in first corner positions, then a half diagonal reel of four with the dancers in second corner positions, passing by the right between the reels (finish in order 213, 1 st couple on opposite sides).
41 – 48	1 st couple, giving right hands, cross over, cast off one place, turn both hands and finish in the order 231.

Repeat, having passed a couple.

Vincent Broquié - August 2021

A DAY WITH DANCE				3x48 S	
X_R 1	1x T_B	Corners Pass & Turn (Modified)		$T_{B\frac{1}{2}}$	
	$T_{B\frac{1}{2}}$		3x 2x RL	T_B	
				1x X_R 1	T_B

Vincent Broqué, 2021, The Walnut Book 2

3C/3C longwise set.

Capharnaüm à Grenoble

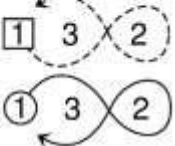
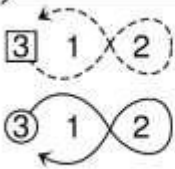
40-bar reel for three couples in a four-couple longwise set

Bars	Description
1 – 4	1 st , 2 nd and 3 rd couples set and cross with the right hand.
5 – 8	1 st couple, giving right hands, turn one and a half times, while 2 nd and 3 rd couples set and link.
9 – 16	Stochastic formation: 1 st couple (at the top), dance figures of eight on own sides, dancing in and down to begin, while 3 rd couple (in second position) set and cross with right the hand twice, and while 2 nd couple (at the bottom) cross with the right hand, set twice and cross with the right hand again.
17 – 20	1 st , 3 rd and 2 nd couples set and cross with the right hand.
21 – 24	2 nd couple, giving right hands, turn one and a half times, while 1 st and 3 rd couples set and link.
25 – 32	Stochastic formation: 3 rd couple (at the top), dance figures of eight on own sides, dancing in and down to begin, while 1 st couple (in second position) set and cross with the right hand twice, and while 2 nd couple (at the bottom) cross with the right hand, set twice and cross with the right hand again.
33 – 40	3 rd , 1 st and 2 nd couples dance six hands round and back.

Progression: 1st and 2nd couples finish their first time through on opposite sides and progress at the same time. After the second time through, all are on own sides, and 1st and 2nd couples change places.

Note: if you have six very energetic dancers, it is possible to dance it as a reel R6x40, 3C/3.

Vincent Broquié - August 2021

CAPHARNAÛM À GRENOBLE			8x40 R	
1 2 3 S X_R	1x 2x 3x T_{R1½} & LINK	Stochastic formation 	3x 2x (S X_R)₂ X_R S₂ X_R	
1 3x 2x S X_R	1x 3 2 S & LINK T_{R1½}		1x 2x (S X_R)₂ X_R S₂ X_R	3 1x 2x 6

Vincent Broquié, 2021, The Walnut Book 2

3C/4C longwise set.

Volume 2



Painting 'Above the Dance' by JANET MCCRORIE