

Woodhall Book 6

Locality

20 Scottish Country Dances
Devised by Murrough Landon



Cover photograph: Yewbarrow, Cumbria

Woodhall Book 6: Locality

This book, along with Woodhall Book 5, contains dances written or tested after the first four Woodhall Book volumes were finalised or which did not fit neatly into them. Several of the dances in this book were inspired by or are named after places.

As in the earlier books, the dances here are mostly busy and/or complex and often have unusual or unconventional features. So they are generally more suited to reasonably experienced dancers.

The dances are arranged in alphabetic order.

Contents

4	The Antiquities of Cordoba	S32	18	La Mezquita de Cordoba	S32
6	Bona Chord	R32	20	Pett de Bois	R32
7	Bracken On Broughton Moor	R32	21	Promino Nine	J32
8	Catenary	S40	22	The Punning Clan	J32
10	A Climb Up Dufton Pike	J32	23	A Real Gem	S32
11	Curriculum Vitae	R32	24	Red Deer	S32
12	Drawing Together	S32	25	A Reel by the Lake	R32
14	The Eden Valley	J32	26	The Umpteen Bar Reel	R48
15	High Cup Nick	R32	28	Unit 2 Fantasia	M96
16	Kindness and Marmalade	R48	31	Value Added	R32



Published in 2025 by Murrough Landon. Revision 1.1 (2026)
Text licensed under the Creative Commons Attribution-ShareAlike (CC BY-SA) license.

Music scores copyright by the composers as shown. Reproduced with permission.
Diagrams copyright by Keith Rose.

PDF available at <https://my.strathspey.org/u/murrough/book/WoodhallBook6.pdf>

The Antiquities of Cordoba

A 32 bar strathspey for three couples in a longwise set.

This dance was inspired by a visit to Cordoba. The double arch Rondel-like figure in bars 9-16 evokes the original Moorish Mosque (La Mezquita). The opening arches are for the old "Roman Bridge" over the Guadalquivir river and the hands across in the Cogwheel figure of bars 17-24, and the final circle, are for the old water mill (Albolafia). Both the bridge and the mills have been rebuilt, more than once, since Roman times. The current form of the bridge dates from the Moorish period which is also thought to be when the Albolafia was constructed.

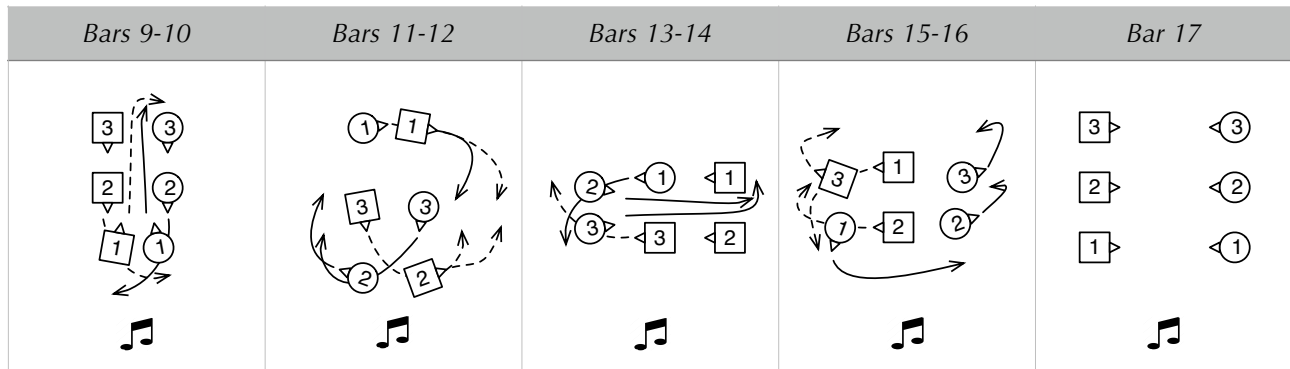
Bars Description

- 1-4 All cross over passing their partner by the right shoulder, 1st and 2nd women dance under arches made by the men. All set on opposite sides.
- 5-8 All half turn their partner with both hands, opening out so that 1st couple face down while 2nd and 3rd couples face up. All set retaining nearer hands.
- 9-12 1st couple dance down two places under arches made by 2nd and 3rd couples. Then 1st woman crosses in front of 1st man and they both curve to their right to end between 2nd and 3rd places facing in. 1st man is just in front of 1st woman who is on the men's side. Meanwhile 2nd and 3rd couples dance up one place, cross over and curve out to the opposite sides facing across. 3rd woman ends beside 1st man and in front of 2nd woman who is on the sideline beside 1st woman. All join hands facing across.
- 13-16 All repeat the pattern of bars 9-12 across the dance. 2nd and 3rd men dance across under arches made by 3rd woman with 1st man and 2nd woman with 1st woman. Then 3rd man crosses in front of 2nd man and they curve left to end in their original places. Meanwhile 3rd woman with 1st man followed by 2nd woman with 1st woman dance across to the women's side, cross over, 3rd and 2nd women passing in front of 1st man and 1st woman respectively, and each curve away to end in their original places.
- 17-24 All set on the sides. 1st and 2nd couples dance half right hands across while 3rd couple cross over giving left hands. 2nd couple cross over giving right hands while 1st and 3rd couples dance half left hands across. All set on the sides.
- 25-32 All circle six hands round to the left and back. The final order is 2,3,1.

Music

- Suggested tune: Marchioness of Huntly (William Marshall).
- Suitable recording: Mrs May Anderson's Strathspey (Gordon Shand and his SDB: Reels and Wheels).

Diagrams (music at the bottom)



Notes

- It is more comfortable for those dancing under arches if the arches are broken - though retaining (or rejoining) hands makes it easier to cross neighbouring dancers in front afterwards. Do as you please! Broken arches could symbolise the incongruous church blighting the centre of the original mosque.



Roman Bridge, Cordoba



Albolafia Mill, Cordoba

For photographs of the mosque, see La Mezquita de Cordoba

Bona Chord

A 32 bar reel for four couples in a longwise set (inspired by John of Bon Accord). The dance starts with two chords: on the second chord the 2nd and 4th couples cross over to the opposite side.

Bars Description

- 1-4 1st couple with 2nd man, also 4th couple with 3rd man, each dance half a reel of three across. 1st and 4th women start by passing their partner right shoulder and end in the centre facing their own side. 1st and 4th men end in their partner's original place.
- 5-8 1st couple with 2nd woman, also 4th couple with 3rd woman, each dance half a reel of three across. 1st and 4th couples start by passing their partner left shoulder. 1st and 4th men end on their own sides between 2nd and 3rd places. 1st and 4th women end back to back in the centre facing their partners. 2nd and 3rd couples end in 1st and 4th places respectively with 3rd couple now on the opposite side.
- 9-16 1st and 4th couples dance a reel of four across, starting by giving right shoulder to their partner. They end in promenade hold with their partner, facing out and to the right.
- 17-24 1st and 4th couples, in promenade hold, giving right shoulder to 2nd and 3rd men, dance half a reel of three on the sides, then half a left shoulder reel of three across. 1st and 4th couples end facing each other down and up in the centre. 3rd and 2nd couples end in 1st and 4th places respectively with 2nd couple now on the opposite side.
- 25-32 1st and 4th couples dance right hands across and then left hands across. The final order is 3,1,4,2 with 1st and 2nd couples on opposite sides.

Music

- Suggested tune: Dance for Joy! (James Gray).
- Suitable recording: Carlin's Loup (James Gray and Susie Petrov: Opus Dance - Tweeddale).



*Memory of
Broughton
Moor*

(c) Ivan Cartwright
January 2016

Bracken On Broughton Moor

A 32 bar reel for four couples in a longwise set loosely inspired by some figures from Pulling Bracken by Anthony Bulteel. The dance starts with two chords: on the second chord 1st and 3rd couples cross over to the opposite side.

The title comes from a trip back from Wasdale at New Year over Broughton Moor along a lonely road through acres of red/brown bracken, glowingly rendered in an impressionistic drawing by Ivan Cartwright. Broughton, in Cumbria, rhymes with "Orton".

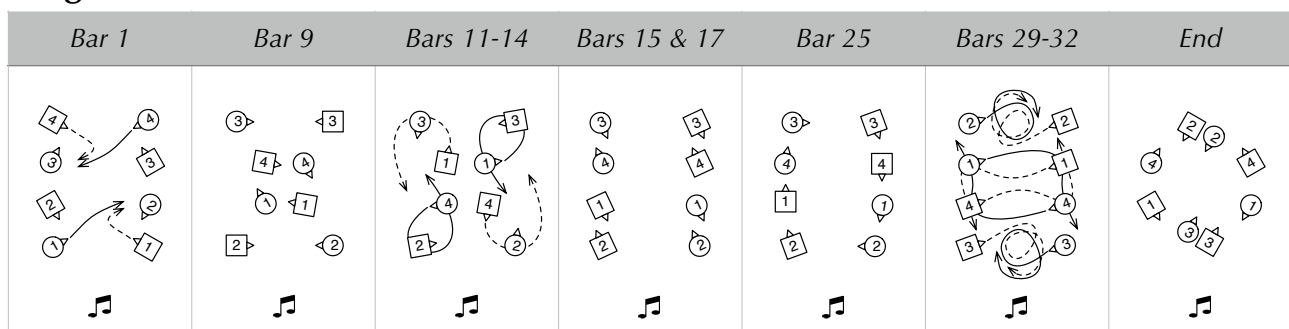
Bars Description

- 1-8 1st and 4th couples each take promenade hold and dance reels of three across the dance with 2nd and 3rd couples respectively, starting right shoulder to 2nd and 3rd men. 1st and 4th couples end in the centre facing each other while 2nd and 3rd couples end in 1st and 4th places.
- 9-10 1st and 4th couples dance half right hands across and finish facing the corners: 4th and 1st couples face the opposite gender members of 2nd and 3rd couples respectively.
- 11-16 1st and 4th couples turn that corner with the left hand, pass left shoulder on the sides (1st man passing 4th woman, 1st woman passing 4th man) then turn the other corner (same gender person) on the same side with the right hand, retaining hands until the end of the phrase, to finish facing them on the sidelines in the order 2,1,4,3 with 4th and 3rd couples on opposite sides.
- 17-24 All dance reels of four on the sides starting by passing right shoulder. On the last bar 1st and 4th couples half turn left hand instead of passing left shoulder to help them all end facing clockwise.
- 25-28 All chase clockwise half way round the set.
- 29-32 1st and 4th couples dance half rights and lefts in the centre omitting the polite turns. Meanwhile 2nd and 3rd couples, giving right hands, each turn one and a half times at the ends, optionally remaining joined in the centre ready to start again in promenade hold. The final progressed order is 3,1,4,2 with 3rd and 4th couples on opposite sides.

Music

- Suggested tune: Shilling Hill (Jim Johnstone).
- Recording: The Hills of Alba (Colin Dewar and his Scottish Dance Band: A' the best fae Banffshire).

Diagrams (music at the bottom)



Catenary

A 40 bar strathspey for three couples in a longwise set.

The dance includes two different chain-like figures involving three couples, neither of which is exactly the formation, from Linnea's Strathspey by Tim Wilson, that the RSCDS (in my opinion) misnames the "chain progression for three couples" since the chain part is just for two couples. It is convenient to give new figures a short name when teaching them, though they really only need one if they are used elsewhere. "Bourrel Chain" seems quite appropriate for bars 25-32 at least.

In mathematics, a catenary is the curve a chain forms when hanging from its end points.

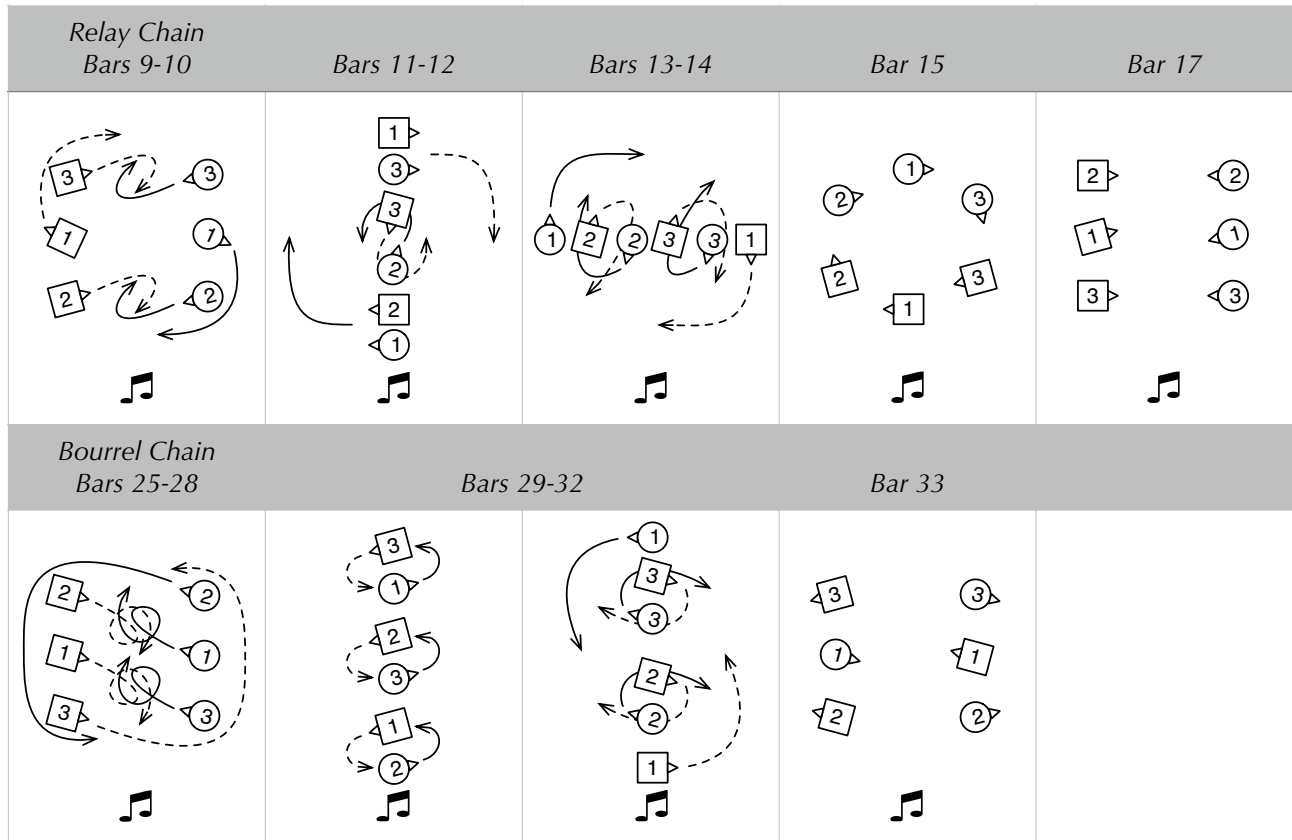
Bars Description

- 1-4 1st and 2nd couples advance for one, retire for one and mirror link with 1st couple casting off to 2nd place and 2nd couple dancing up to 1st place.
- 5-8 1st couple advance for one, touch right hands and retire for one. Then giving right hands they turn once round to end facing out on their own sides.
- 9-16 Relay Chain:
- 1-2: 1st couple dance round a quarter clockwise while 2nd and 3rd couples, giving right hands, turn their partner three quarters, all ending on the centre line.
 - 3-4: 1st man and 2nd woman, also 3rd man and 1st woman, taking promenade hold, dance another quarter clockwise while 2nd man and 3rd woman, giving left hands, turn three quarters, all ending in a line across.
 - 5-6: 1st couple drop promenade hold and dance another quarter clockwise to the ends of the centre line while 2nd and 3rd couples, giving right hands, turn their partner three quarters on the sides ending at full arms length.
 - 7-8: All dance round another quarter clockwise ending opposite their partner in the order 3,1,2.
- 17-20 1st couple, giving right hands, turn one and a quarter times to end on the centre line, 1st man above 1st woman.
- 21-24 3rd couple with 1st man and 1st woman with 2nd couple dance left hands across.
- 25-32 Bourrel Chain:
- 1-4: 3rd woman and 2nd man chase just over half way round anticlockwise to end on the centre line while 3rd man and 1st woman, also 1st man and 2nd woman, giving right hands, turn just over one and a half times ending on the centre line.
 - 5-8: 2nd man and 1st woman, 3rd man and 2nd woman, also 1st man and 3rd woman, giving left hands, turn half way. Then 1st couple chase round a quarter anticlockwise while 2nd and 3rd couples, giving right hands, turn three quarters to end facing out on the sides. The phrasing here feels closer to 1+3 bars than 2+2.
The order is now 2,1,3 with 1st couple on opposite sides facing in.
- 33-36 All dance half a reel of three on the sides, 1st couple start by giving right shoulder to their 2nd corners. The corners finish the reel with extra loops.
- 37-40 1st couple dance half a figure of eight right shoulder around their 4th corner (1st man down, 1st woman up) to end in 2nd place on their own sides. The final order is 3,1,2.

Music

- Suggested tune: Mrs Jessie Blair's Strathspey (Jimmy Shand, senior).
- Suitable recording: The Geordie Diamond (Robert Whitehead and the Danelaw SCD Band: The Geordie Diamond).

Diagrams (music at the bottom)



Natalie Maude



Ginny Colenbrander

A Climb Up Dufton Pike

A 32 bar jig for three couples in a four couple longwise set.

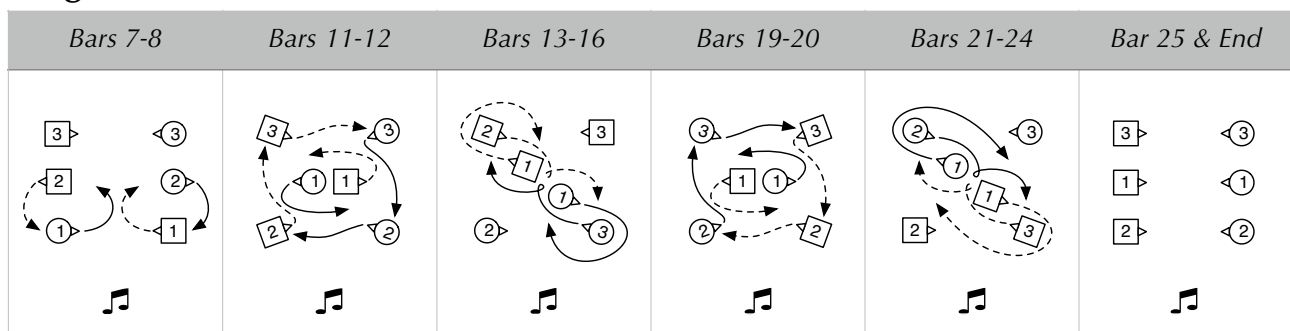
Bars Description

- 1-2 1st couple set while 2nd couple cross over giving right hands and face out.
- 3-6 1st and 2nd couples dance half a double figure of eight. 1st couple start by crossing down as 2nd couple cast up. 1st couple end on the opposite sides facing in. 2nd couple end in their original place facing out.
- 7-8 1st and 2nd couples half turn with the easiest hand, right on the men's side and left on the women's side, to end with 1st couple back to back in the centre facing the opposite sides. 1st and 2nd couples may prefer to retain hands.
- 9-12 All set as in double triangles. Then the corners all dance round to the next corner position clockwise while 1st couple dance just under half way round each other by the left shoulder to end facing their 3rd corner position.
- 13-16 1st couple dance corners pass and twirl with those now in the 3rd corner positions (3rd man and 2nd woman). The corners half turn giving right hands, face each other, then cast away to the opposite corner while 1st couple loop right shoulder round their 3rd corner position and dance in to end back to back in the centre facing out to their own side.
- 17-24 All repeat bars 9-16 from new places. This time 2nd man and 3rd woman dance corners pass and twirl, again on the 1st diagonal, while 1st couple loop right shoulder round their 1st corner position and end by crossing to 2nd place on their own side.
- 25-28 All circle six hands round to the left and back. The final order is 2,1,3.

Music

- Suggested tune: Black Bear Jig (Emma Nixon).
- Suitable recording: Viva La Paz (The Black Bear Duo: The Dancing Bear).

Diagrams (music at the bottom)



Notes

- Workaround for a 3 couple set: on bars 1-2 1st couple set while 2nd couple step down to 3rd place while 3rd couple cross up giving left hands and face out to continue bars 3-32 as 2nd couple above.

Curriculum Vitae

A 32 bar reel for three couples in a four couple longwise set.

This dance is for Natalie Maude. It was originally written to encourage her to get on with writing her CV after unexpectedly losing the job she had for many years. Also with many thanks for being the most dedicated member of the team testing and making videos of my other dances.

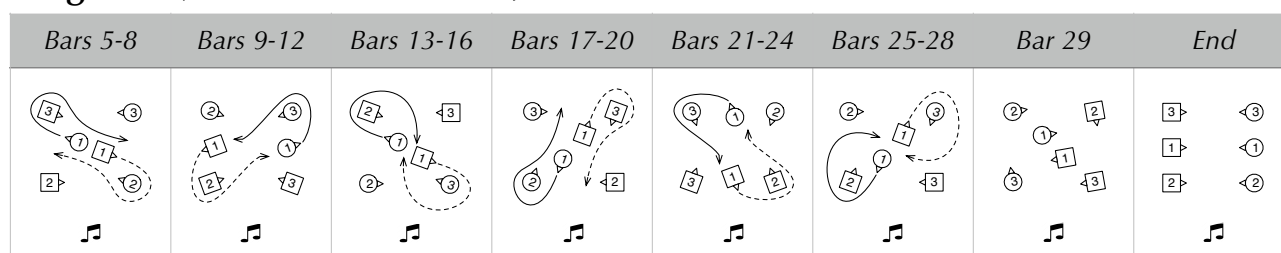
Bars Description

- 1-4 1st couple cross giving right hands, then cast off to 2nd place as 2nd couple step up. 1st man pulls back right shoulder and 1st woman left shoulder to face their 1st corner.
- 5-8 1st couple dance corner pass and twirl with their 1st corners: 1st couple pass their 1st corner, then each other, right shoulder and curve left to face out in 2nd place on their own side. Meanwhile the corners half turn giving right hands, face each other, then cast away, pulling right shoulder back, to end in the opposite corner.
- 9-12 1st couple each dance half reel a of three on their own side, starting left shoulder to their 4th corner position. They pass each other left shoulder to end back to back facing their 1st corner position again on the diagonal.
For 1st couple bars 5-12 are effectively a complete reel of three across.
- 13-16 1st couple dance half a diagonal reel of four, starting right shoulder to their 1st corner (2nd corner person). 1st couple pass right shoulder to face their 2nd corner position.
- 17-20 1st couple dance corner pass and twirl with their 2nd corners (3rd corner person). 1st couple end curving left to face out of the ends in the centre of lines of three across, 1st man at the bottom, 1st woman at the top.
- 21-24 1st couple each dance half a reel of three across, starting left shoulder to their 1st corner position. They pass each other left shoulder to end back to back facing their 2nd corner position again on the diagonal (for 1st couple bars 17-24 are a reel of three on the sides).
- 25-28 1st couple dance half a diagonal reel of four, starting right shoulder to their 2nd corner and pass right shoulder to face each other in the centre. The corners face clockwise.
- 29-32 1st couple turn with the right hand, or birl, to end in 2nd place on their own sides while the corners chase half way round clockwise. The final order is 2,1,3.

Music

- Suggested tune: Culburnie Cottage (Alasdair Fraser).
- Suitable recording: C'est Si Bon (The Black Bear Duo: The Dancing Bear).

Diagrams (music at the bottom)



Drawing Together

A 32 bar strathspey for three couples in a longwise set.

This dance is for Keith and Helen Rose on their 50th wedding anniversary. Apart from any other connotations, the title refers to their teamwork in producing thousands of diagrams of Scottish Country Dances. Keith draws them and Helen checks every single one.

The dance starts with tying the knot and ends with half reels of three and a circle for the digits 5 and 0 respectively. In between 1st couple have time to gaze at each other and follow some beautiful Bézier curving paths. If they prefer, 1st couple can give both hands in bars 11-12 and 17-18.

Bars Description

- 1-8 1st and 2nd couples dance the Knot.
- 9-16 1st couple set advancing towards each other, then dance round each other by the right shoulder to face out on their own sides. They then loop left shoulder around their 4th corner, returning to 2nd place on their own sides, and end pulling right shoulder back to face in.
- 17-20 1st couple half turn passing right shoulder, face each other, then pull right shoulder back and cast away to opposite sides facing out.
Meanwhile 2nd and 3rd couples dance back to back and end facing in.
- 21-24 1st couple dance half a reel of three on opposite sides, starting by passing their 1st corner right shoulder. 1st couple end passing right shoulder to 2nd place on their own side. The corners add the extra loops at the ends of the reels, curving in slightly to form a circle. The original 1st corners (2nd man and 3rd woman) loop enough to face clockwise.
- 25-32 All circle six hands round to the left and back. The final order is 3,1,2.

Music

- Original tune: Drawing Together (Ian Robertson).
- A recording of this is available via <https://my.strathspey.org/u/murrough/recording/>

Strathspey

Drawing Together

Ian Robertson

D G A⁷ D G³ D/F# Em D Em A⁷

D Em F#⁷ Bm G³ D/F# Em E⁷ A⁷ D

D³ G D/F# Em D G D D G D E⁷ A⁷

D³ G D/F# Em D G G³ D/F# Em E⁷ A D

Copyright © 2024 I B Robertson



*Keith and Helen
at their wedding in 1974*



*Helen and Keith
cutting their 50th anniversary cake*

The Eden Valley

A 32 bar jig for three couples in a four couple longwise set.

Bars Description

- 1-4 1st couple cross over giving right hands (or passing right shoulder if preferred). They then cast off to 2nd place as 2nd couple step up.
- 5-8 1st couple cross down between 3rd couple and cast up to 2nd place on their own side facing in.
Meanwhile 2nd and 3rd couples set, then dance in to touch nearer hands facing the ends and cast back to face out on the sides.
- 9-16 2nd, 1st and 3rd couples dance mirror reels of three on the sides. 1st couple start in and up, 2nd couple start out and down, 3rd couple start out and up.
2nd couple end by looping into place, 1st couple end facing in and up, 3rd couple end by looping to face up. All are encouraged to join hands with their partner whenever possible.
- 17-24 1st couple, followed by 3rd couple, dance a complete figure of eight round the standing 2nd couple at the top. 1st couple end dancing down to 3rd place, briefly touching nearer hands, and face out. 3rd couple end in 2nd place facing in.
- 25-28 1st and 3rd couples turn one and a half times on the sides with the easiest hand: right on the men's side and left on the women's side. 1st couple end in 2nd place facing in. 2nd couple face down.
- 29-32 1st couple turn 2nd couple once round on the sides with the other hand: left on the men's side and right on the women's side. The final order is 2,1,3.

Music

- Suggested tune: Tam O' Shanter (Ian Holmes).
- Suitable recording: The Globe Inn (Jim Lindsay and his Band: Sunday Class Highlights Vol 1).

High Cup Nick

A 32 bar reel for three couples in a four couple longwise set.

High Cup Nick is the centre point of a dramatic U shaped glacial valley on the Pennine Way.

Bars Description

- 1-4 1st couple cross over giving left hands, then cast off as 2nd couple set up.
- 5-8 All set on the sides. Then the corners dance as in set and link for three but stay facing the way they are going: 2nd couple end facing down in 3rd place and 3rd couple end facing up at the top. Meanwhile 1st couple petronella turn to their right to end facing each other on the centre line, 1st man in 1st place, 1st woman in 3rd place.
- 9-12 1st couple each dance half a reel of three across, starting right shoulder to the person on their right. The corners end with loops so all face down and up to the other line of three.
- 13-16 All take hands to advance and retire up and down the set in lines of three across.
- 17-20 All repeat the set and link or petronella figure of bars 5-8. 1st couple end in 2nd place on their own side facing in. 3rd and 2nd couples end facing out in 1st and 3rd places.
- 21-24 1st couple each dance half a reel of three on their own sides, starting right shoulder to the person on their right. The corners end with loops and all face in.
- 25-32 All take hands briefly, advance to the centre, pull left shoulder back and cast into a chase anticlockwise once round to their own sides. The final order is 2,1,3.

Music

- Suggested tune: The New High Level (Robert Whinham).
- Suitable recording: The Hard Drive (Marian Anderson and SDB: The Sunday Class: Dance Book 1).

Notes

- The figure of bars 5-8 and 17-20 comes from A Leisurely Stroll by Kaoru Oyama.



High Cup Cliff



High Cup Valley

Kindness and Marmalade

A 48 bar reel for three couples in a longwise set. 1st couple start on the opposite side.

Kindness and marmalade were the two essentials in life for writer and transgender pioneer Jan Morris (from her obituary at <https://www.bbc.co.uk/news/entertainment-arts-26924906>). In keeping with her gender transition, this dance starts with 1st couple feeling they are on the “wrong” side and the progression eventually takes them to their preferred side.

This dance is for Marjorie and Nickie Roome whose lives include a similar journey.

The Hand-in-hand reels (from Duncan and Maggie Keppie) denote kindness as they seem to me both companionable and egalitarian with no one being in the lead. The two small circles peeling off into one circle can be taken to represent oranges being made into marmalade.

Bars Description

- 1-8 1st couple slip down the middle, open out and dance back up to end in the centre in 2nd place, nearer hands joined, facing 2nd woman on the diagonal. 2nd couple step up on bars 3-4.
- 9-16 1st couple dance a diagonal Hand-in-hand reel of three with their 2nd corners, starting by passing 2nd woman right shoulder. The corners dance a normal reel of three. 1st couple, as they loop at the corners, drop nearer hands and each pull right shoulder back (bar 2) or left shoulder back (bar 6) and take nearer hands again to continue the reel. 1st couple each stay nearer their starting side and end in the centre facing 2nd man on the diagonal.
- 17-24 1st couple dance a diagonal Hand-in-hand reel of three with their 1st corners, starting by passing 2nd man left shoulder. At the end they turn away from each other to face out in 2nd place on the opposite side.
- 25-32 2nd, 1st and 3rd couple dance a promenade chain progression:
1-2: 1st couple dance a quarter clockwise to the ends of the centre line. Meanwhile 2nd and 3rd couples turn three quarters with the right hand.
3-6: 2nd and 1st women, also 3rd and 1st men, taking promenade hold, dance half way round clockwise. Meanwhile 2nd man and 3rd woman, in the centre, turn one and a half times with the left hand.
7-8: 1st couple dance on clockwise, curving in towards 2nd place on centre line, 1st man facing up above 1st woman who faces down. Meanwhile 3rd and 2nd couples turn three quarters with the right hand.
- 33-38 1st man with 3rd couple at the top, also 1st woman with 2nd couple at the bottom, each circle three hands just over once round to the left. 1st couple release their right hand to form a circle of six and all circle half way ending on the opposite sides in the order 2,1,3.
- 39-40 All set on the sides.
- 41-44 All turn their partner once round with both hands using skip change of step.
- 45-48 1st and 3rd couples dance half rights and lefts. The final order is 2,3,1 with 2nd couple on opposite sides.

Music

- Suggested tune: Sneug of Foula (Tom Georgeson).
- Suitable recording (with two chords): Never at Sea (Colin Dewar: Special Requests Vol 8).

Diagrams (music at the bottom)

Bars 9-10	Bars 17-18	Bar 25	Bar 33	Bar 37	Bars 39 & 41	End



*Marjorie and Nickie Roome
at Laurieston Hall*



*Patrick Brunskill
on the beach at Findhorn*

La Mezquita de Cordoba

(The Mosque of Cordoba)

A 32 bar strathspey for three couples in a longwise set.

The original Moorish Mosque (Mezquita) in Cordoba has many long aisles of columns which support the roof with double arches. The figure in bars 9-24 was inspired by this unique building.

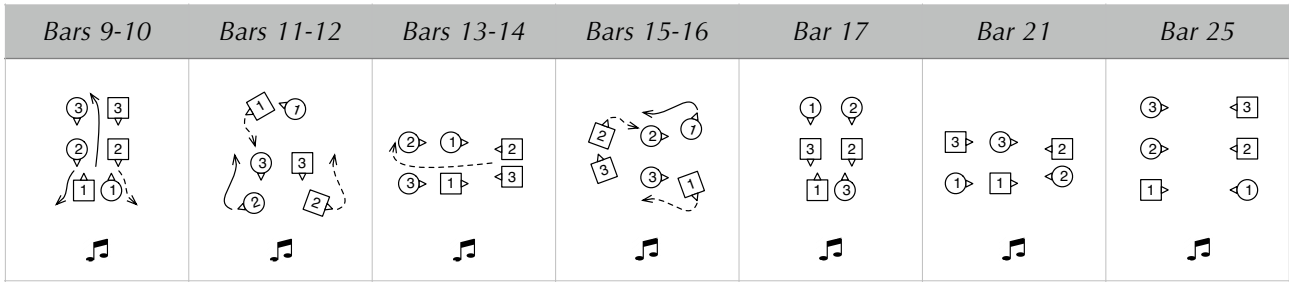
Bars Description

- 1-4 1st couple dance half a figure of eight down round 2nd couple to end in 1st place on the opposite side.
- 5-8 All half turn their partner with both hands, opening out so that 1st couple face down while 2nd and 3rd couples face up. All set retaining nearer hands.
- 9-12 1st couple dance down under arches made by 2nd and 3rd couples, then cast in tandem to their left, just in from the women's side, following 3rd man, to end in 1st and 2nd places facing in.
Meanwhile 2nd and 3rd couples dance up and cast off on the nearest sides. 2nd and 3rd men end just outside the women's side behind 1st couple, 2nd and 3rd women end on the men's side in 2nd and 1st places.
All are now facing across and join nearer hands again: 1st couple with their partner, 3rd and 2nd men behind 1st couple, and 3rd and 2nd women facing 1st couple.
- 13-16 All repeat the pattern of bars 9-12 across the dance.
3rd and 2nd women dance under arches made by 1st couple and 3rd and 2nd men. They then cast in tandem to their right, following 2nd man, to end in 2nd place facing up.
Meanwhile 1st couple, followed by 3rd and 2nd men, dance across to the men's side, cast away from each other and then cross back to end just in from the sides. 3rd man and 1st woman face down in 1st place, 2nd and 1st men face up in 3rd place.
All take nearer hands again.
- 17-24 All repeat the pattern of bars 9-16, first up and down the set, then across the set. The pair who dance under the arches cast to their left when dancing down and to their right when dancing across. The arches are made by those dancing up and those dancing across from the men's side.
All end on the sidelines in the same order (1,2,3) as at the start of bar 9. 2nd and 3rd couples are on opposite sides and 1st couple are on their own sides.
- 25-28 1st and 2nd couples dance half rights and lefts.
- 29-32 1st and 3rd couples dance half rights and lefts. The final order is 2,3,1.

Music

- Suggested tune: Marchioness of Huntly (William Marshall).
- Suitable recording: Mrs May Anderson's Strathspey (Gordon Shand and his SDB: Reels and Wheels).

Diagrams (music at the bottom)



La Mezquita de Cordoba

Aisle of columns

Diagonal view

Pett de Bois

A 32 bar reel for four couples in a longwise set. 3rd and 4th couples start on opposite sides.

This is for Ginny Colenbrander and the Orpington Caledonians group who dance in Petts Wood.

Bars Description

- 1-4 1st and 2nd couples, also 3rd and 4th couples, each dance mirror set and link:
- All set.
 - 1st and 4th couples cast inwards as 2nd and 3rd couples dance out to the nearest end, briefly touching nearer hands.
- 5-8 1st and 4th couples each dance back to back, but end in the centre, facing their partner with both hands joined.
- 9-16 1st and 4th couples dance a modified Pousette:
- Bars 1-5: Both couples dance the first five bars of the standard Pousette ending in the centre. As 4th couple are on opposite sides both men start out to the side behind them. They may prefer to start with the right foot which avoids a foot change later.
 - Bar 6: Both couples quarter turn (still setting), pulling right shoulder back to end on the centre line. 4th man and 1st woman face down, 4th woman and 1st man face up.
 - Bars 7-8: Both couples, using skip change, dance a small loop out to the side on their right, starting by dancing up or down, passing their partner left shoulder, then curving to their right to face out in the other direction: up on the men's side and down on the women's side (this is similar to the alternation at each end of the following reels).
The order is now 2,4,1,3 with 1st and 3rd couples on opposite sides.
- 17-24 4th man followed by 1st woman, and 1st man followed by 4th woman, dance alternating tandem reels of three on the men's and women's sides respectively, starting right shoulder to 2nd and 3rd men.
- 25-32 All circle eight hands round to the left and back. The final order is 2,4,1,3 with 1st and 3rd couples on opposite sides.

Music

- Suggested tune: The Shetland Fiddler (P/M Donald Shaw Ramsay) or any good reel.
- Suitable recording: The Hills of Alba (Colin Dewar and his SDB: A' the best fae Banffshire).
- NB the suggested tune is only on The Hills of Alba recording with a single chord.

Promino Nine

A Non-Binary Nonet

A 32 bar jig for nine people, of arbitrary or non-binary genders, arranged as for a normal four couple square set with one extra person in the centre. The outer dancers are numbered 1–8 clockwise around the set from 1st woman's traditional place (1) to 4th man's place (8) with number 9 in the centre facing numbers 1 and 2 (traditionally 1st couple). This is a promenading variation of Domino Five.

Dedicated to all those who do not feel they fit into the binary male/female gender categories.

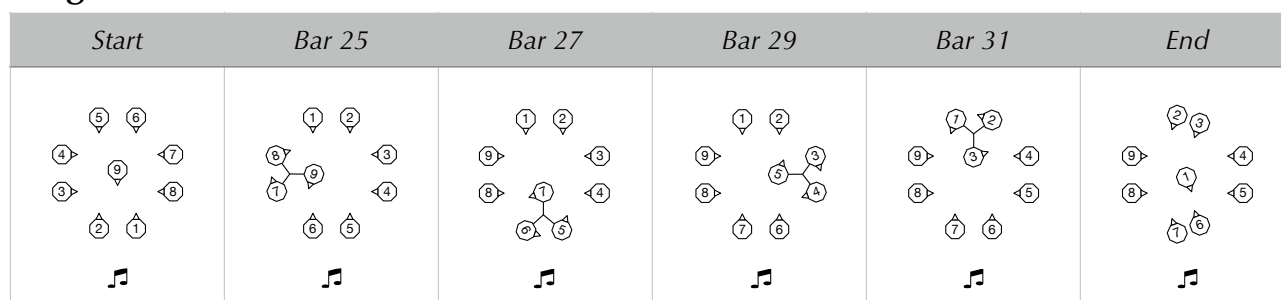
Bars Description

- 1-8 9 dances a reel of three with 1 & 2 and 5 & 6 in promenade hold, starting by passing 1 & 2 right shoulder and ending with 9 facing 7 & 8.
- 9-16 9 dances a reel of three with 7 & 8 and 3 & 4 in promenade hold, starting by passing 7 & 8 left shoulder and ending with 9 facing 1 & 2 again.
- 17-20 9 dances out between 1 & 2, loops round to the right and dances back in between 3 & 4 to face 7 & 8 while 1 & 2 and 5 & 6 dance half rights and lefts.
- 21-24 9 dances out between 7 & 8, loops round to the left and dances back in between 1 & 2 (in places 5 & 6) to face 5 & 6 (now in places 1 & 2) while 3 & 4 and 7 & 8 dance half lefts and rights. The order is now 5,6,7,8,1,2,3,4,9.
- 25-32 Final progression: alternating 2/3 right and 1/3 left hands across (those in the conventional women's places end in the centre for the next hands across).
- 9 dances 2/3 right hands across with 7 & 8 (in places 3 & 4). 7 ends in the centre.
 - 7 dances 1/3 left hands across with 5 & 6 (in places 1 & 2). 5 ends in the centre.
 - 5 dances 2/3 right hands across with 3 & 4 (in places 7 & 8). 3 ends in the centre.
 - 3 dances 1/3 left hands across with 1 & 2 (in places 5 & 6). 1 ends in the centre facing up to places 1 & 2. The final order is 6,7,8,9,2,3,4,5,1.
- The more energetic could do four 2/3 hands across ending in the order 7,5,8,9,3,1,4,6,2.*
The less energetic could do four 1/3 hands across ending in the order 6,8,9,7,2,4,5,3,1.

Music

- Suggested tune: Father O' Flynn (Traditional).
- Suitable recording: Three Squared (Marian Anderson and her SDB: The Sunday Class Book 1).

Diagrams (music at the bottom)



The Punning Clan

A 32 bar jig for five couples in a longwise set. 2nd and 4th couples start on opposite sides.

Bars Description

- 1-4 1st, 3rd and 5th couples, giving right hands, turn one and a quarter to end facing their partner on the centre line.
Meanwhile 2nd and 4th couples, giving right hands, cross over to their own sides, then set turning to face clockwise, men up, women down.
- 5-16 All dance a Weasel reel of six ending in the same places (after 12 bars).
Those at the ends of the centre line dance half a reel of six, then, passing right shoulder, leave the reel, dance out to their own side, men dance up and women down their own side, turn in to the centre line and rejoin the reel, passing right shoulder.
The others follow the same pattern joining or leaving the reel 2 bars apart.
- 17-18 1st, 3rd and 5th couples, giving right hands, turn three quarters to their own sides.
Meanwhile 2nd and 4th couples, giving right hands, cross over to opposite sides.
- 19-20 All set facing their partner (in their original places).
- 21-24 1st with 2nd couple, also 3rd with 4th couple, each dance half right hands across.
Then 1st with 4th couple, also 3rd with 5th couple, each dance half left hands across.
Couples should stay in the centre between the two half hands across figures.
The order now is 2,4,1,5,3. The 4th and 5th couples, who are on opposite sides, end with the men facing up and the women facing down.
- 25-32 4th and 5th couples dance a figure of eight around the dancers on each side of them, starting inwards and right shoulder around the person to their right.

Music

- Suggested tunes: The Nineteenth Hole (Ian Munro) and/or Ian MacKintosh of Pine House (Lindsay Ross). Ideally played AABB so the whole Weasel Reel is in part A.
- Suitable recording: Jigs 5x32 (Ian Robertson and Rob Alderton: Double Take).

Notes

- The name Weasel reel was apparently inspired by a line from the 1980s BBC TV series Blackadder: "I have a plan so cunning you could pin a tail on it and call it a weasel". Such "Cunning Plans" usually suffered mishaps so it seemed appropriate to use a "Spoonerised" version as the title of a dance with an extended Weasel reel.

A Real Gem

A 32 bar strathspey for four couples in a square set. 1st and 3rd couples are the dancing couples.

This dance is dedicated to Patrick Brunskill, a delightful dancer who has also been a very warm and supportive friend for many years.

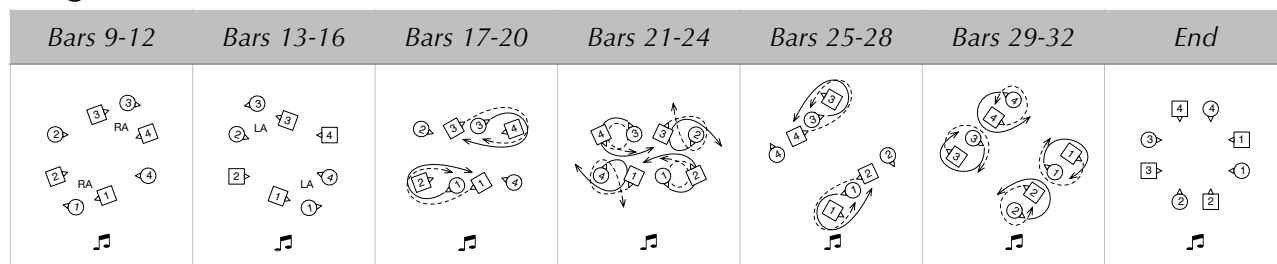
Bars Description

- 1-4 1st and 3rd couples set to their partners, then turn them once round with both hands.
- 5-8 1st and 3rd couples open out and dance in, men leading, to circle four hands once round to the left ending back in their original places facing clockwise.
- 9-16 1st and 3rd couples, men leading, dance right hands across with 2nd and 4th women respectively, then dance left hands across with 4th and 2nd men. 1st and 3rd couples end in tandem facing 2nd and 4th women again.
- 17-20 1st and 3rd couples, giving right shoulders to 2nd and 4th women respectively, dance half tandem reels of three across. 1st and 3rd couples end side by side with their partner in lines of four across facing up and down. 2nd and 4th couples face towards their partner.
- 21-24 1st and 3rd couples turn their corner just over once round to end in diagonal lines of four:
 - 1st woman with 4th man, also 3rd woman with 2nd man, each turn right hand and separate to end at the corners of a diamond outside 1st, 2nd, 3rd and 4th places.
 - 1st man with 2nd woman, also 3rd man with 4th woman, each turn left hand ending in tandem, men leading, with 1st and 3rd men each facing their partner on the diagonal.
- 25-28 All repeat bars 17-20 on the 2nd corner diagonal but with left shoulders: 1st man with 2nd woman in tandem give left shoulder to 1st woman while 3rd man with 4th woman in tandem give left shoulder to 3rd woman. All end in lines of four on the diagonal. The tandem pairs are side by side, each with their partner on their other side.
- 29-32 All turn their partner just under once round, 1st and 3rd couples giving right hands, 2nd and 4th couples giving left hands. All end in progressed places in the order 2,3,4,1. 2nd and 4th couples face their partners ready for the repeat.

Music

- Suggested tune: Golden Harvest (Angus Fitchet).
- Suitable recording: Golden Harvest (Frank Reid and his Band: London Branch 75th Anniversary).

Diagrams (music at the bottom)



Red Deer

A 32 bar strathspey for four couples in a square set.

The intention for this dance was to adapt the signature figure from "Deer" Friends by Bob Anderson to be suitable for a square set. It is slightly different but it still resembles the original which was written for a workshop in Red Deer, Alberta, Canada.

R E D
E e
D e e r

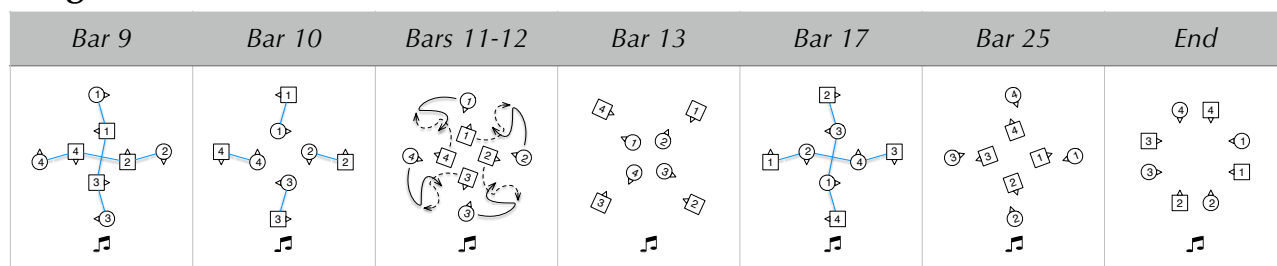
Bars Description

- 1-4 The men dance half way round anticlockwise passing in front of their partner and behind the next woman to end facing the opposite woman.
- 5-8 All turn the facing person three quarters with the right hand. The men stay facing clockwise on the sides while the women dance half left hands across, briefly retaining left hands and joining right hands with their partner in a cross formation.
- 9-10 All set to the right for one bar, changing to join left hands with their partner. Then all half turn with the left hand. The women face out and the men face in, slightly angled.
- 11-12 All set to the right for one bar, still pulling left shoulder back. The men end in the corners and the women out towards the side on their right. Then all half turn this corner person with the right hand (1st woman with 2nd man and so on). The women are now in the corners facing in, the men are back to back in the centre facing out to the corners.
- 13-16 All dancing half intersecting reels of four, starting right shoulder to their corners and with a quick half left hands across in the centre. On the last bar the women slightly lengthen their step and the men slightly shorten their step to end joining right hands with their corner person in another cross formation similar to the end of bar 8. The men are now in the centre and their corner women are on the outside facing clockwise.
- 17-24 All repeat the pattern of bars 9-16 from new places. This time the women all end back to back in the centre facing out to their partners who face in. The order is now 2,3,4,1.
- 25-28 All turn their partner one and a quarter times with both hands and open out to face in.
- 29-32 All dance set and link to end in opposite gender places. Repeat switching roles each time.

Music

- Suggested tune: The Banks of Spey (William Marshall).
- Suitable recording: The Banks of Spey (Keith Smith and Muriel Johnstone: Campbell's Birl).

Diagrams (music at the bottom)



A Reel by the Lake

A 32 bar reel for four couples in a longwise set.

The title is a reference to "A Bletchley Alphabet" which lists some characters working at Bletchley Park, the British codebreaking centre in the second world war. The entry for F describes cryptographer and Scottish Country Dance deviser Hugh Foss who can regularly be seen "dancing a reel by the lake". When not dancing Foss was in charge of decoding Japanese naval ciphers.

The dance starts with an echo of J. B. Milne, contains a reel and then a circle to represent the lake.

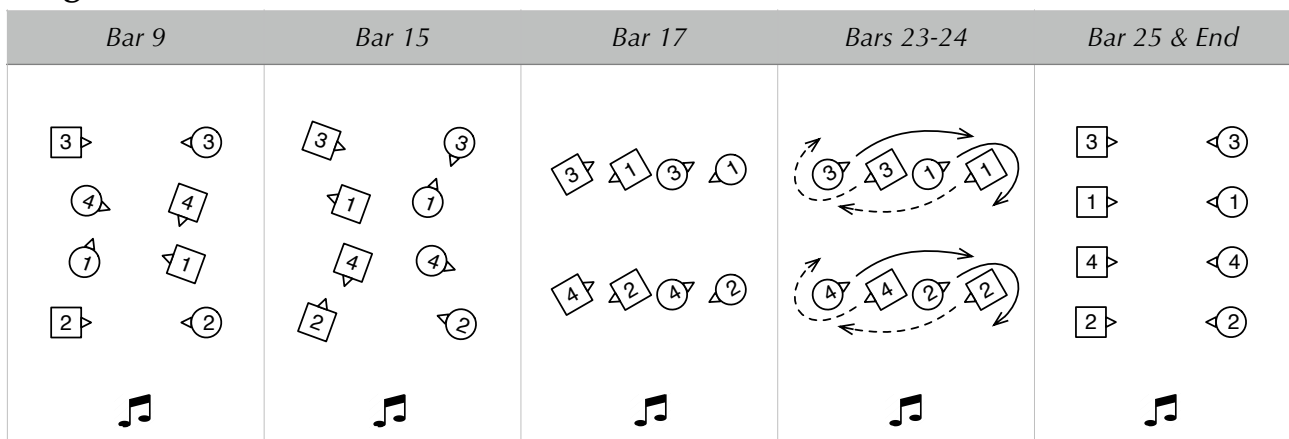
Bars Description

- 1-4 1st and 4th couples set advancing to their partner, then, giving both hands, turn once round (using skip change if preferred) and face the ends.
- 5-8 1st and 4th couples cast one place inwards as 2nd and 3rd couples step to the ends. Then 1st and 4th couples half turn giving right hands.
- 9-12 1st and 4th couples flow into right hands across once round.
- 13-14 1st and 4th couples dance half left hands across and end facing out diagonally to 2nd and 3rd couples in the corners on their own sides.
- 15-16 2nd and 4th also 1st and 3rd couples, giving right hands, turn three quarters to end in lines of four across facing the person they just turned. All are on or facing their own sides.
- 17-24 2nd and 4th couples, also 1st and 3rd couples, each dance right shoulder reels of four across the set. On bars 23-24 2nd woman and 4th man, also 1st woman and 3rd man, omit the last left shoulder pass and just dance across the set passing right shoulder while their partners complete the reels as usual. All end on their own sides in the order 2,4,1,3.
- 25-32 All circle eight hands round to the left and back. The final order is 2,4,1,3.

Music

- Suitable tunes: David Jones Locker (Chris Dewhurst) and/or Quindaro (Traditional).
- Suggested recording: Nautical Hornpipes (Chris and Julie Dewhurst: Crossing Borders).

Diagrams (music at the bottom)



The Umpteen Bar Reel

A 48 bar reel for four couples in a longwise set. 2nd and 4th couples start on opposite sides.

When doing the RSCDS Unit 2 and 3 course, candidate teachers are firmly instructed never to ask their class musicians for other than multiples of 8 bar phrases of quicktime music. So I was amused when David Queen, in a brilliant lesson at the 2021 London Branch day school, regularly asked for various different length phrases, such as 9 or 10 bars, and also "umpteen bars of reel time".

The essential progression in this dance is in bars 9-32. The other phrases provide some relief and variation but leave the dancing couples in the same places. So although I advise sticking to multiples of 8 bars the dance can be done as 4x24, 4x32, 4x40 or 4x48 as desired.

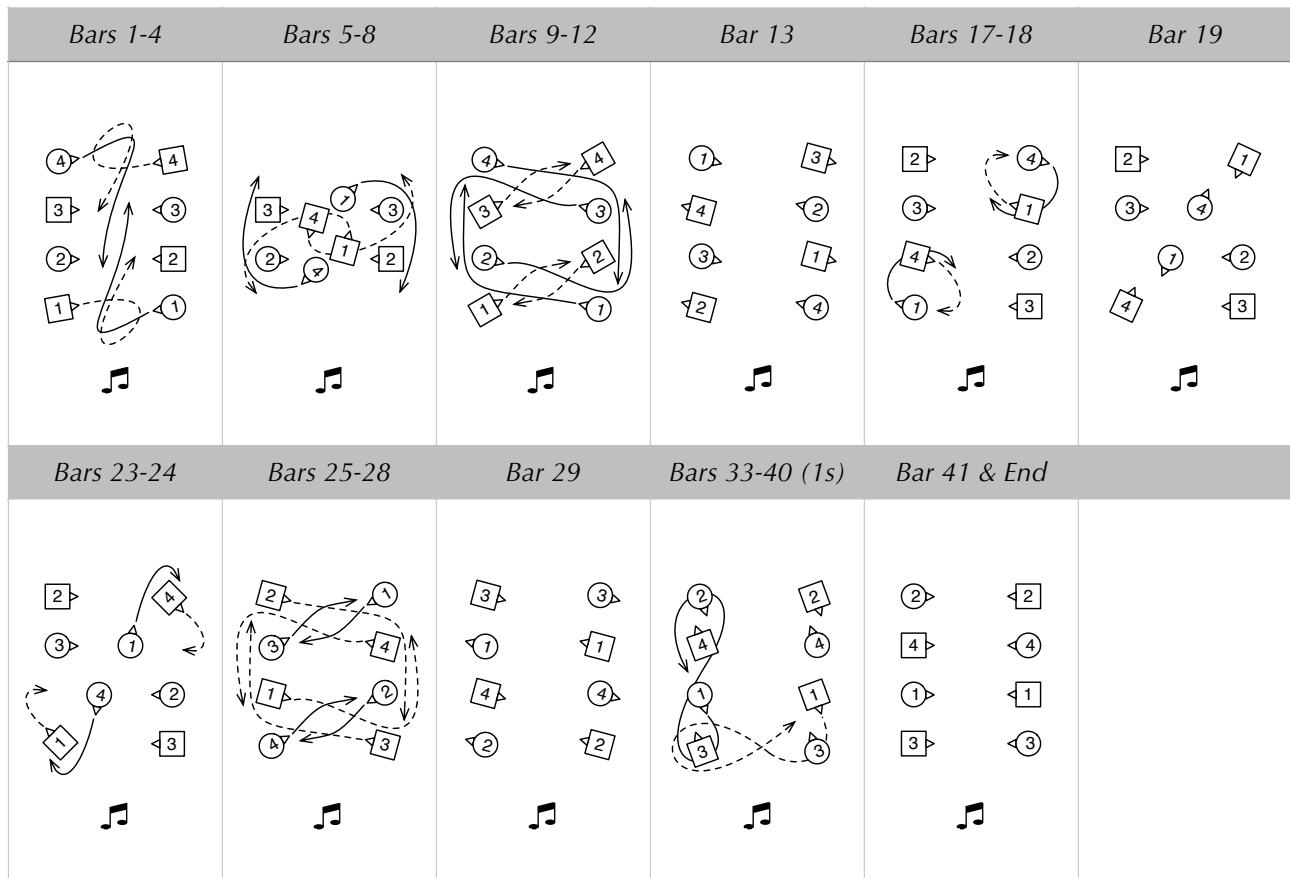
Bars Description

- 1-8 1st and 4th couples, giving right hands, turn three quarters to the centre line. They then dance down or up in tandem, passing the other couple left shoulder.
1st and 4th men dance out, right shoulder around 3rd and 2nd men respectively, then cast up or down to their original places (passing outside 4th and 1st women).
Meanwhile 1st and 4th women loop left shoulder round each other, dance out between 2nd and 3rd couples on their original side, then cast up or down to their original places.
- 9-12 1st and 2nd men, also 3rd and 4th men, giving right hands, cross diagonally, then 1st and 2nd men cast down two places as 3rd and 4th men cast up two places passing the other man left shoulder on the side. All the men end facing in and to their right.
Meanwhile the women all set. Then 1st and 2nd women, also 3rd and 4th women, giving right hands, cross diagonally to end facing out and to their right.
- 13-16 All dance half a reel of four on the sides, starting by giving right shoulder.
The order is now 3rd woman, 2nd man, 1st woman, 4th man down the men's side and 1st man, 4th woman, 3rd man, 2nd woman down the women's side.
- 17-24 1st man and 4th woman, also 1st woman and 4th man, giving right hands, half turn to end facing on the diagonal. They then dance half a diagonal reel of four starting by passing right shoulder. On bars 23-24 they pass right shoulder again to end on the sides facing in.
The order is now 3rd woman, 2nd man, 4th woman and 1st man down the men's side and 4th man, 1st woman, 3rd man and 2nd woman down the women's side.
- 25-32 All repeat the figure of bars 9-16. The women cross, cast up or down and face in. The men set then cross to face out for the half reels of four on the sides. The order is now 3,1,4,2 with 1st and 2nd couples on opposite sides. 1st and 4th couples stay facing the ends.
- 33-40 1st and 4th men each dance a figure of eight on the sidelines, starting by passing 3rd and 2nd women right shoulder, then passing 2nd and 3rd men left shoulder at bar 37.
Meanwhile 1st and 4th women each dance a figure of eight across the dance, starting by passing 3rd and 2nd men right shoulder, then passing 3rd and 2nd women left shoulder at bar 37. They end curving to their right into place.
Meanwhile 3rd and 2nd couples dance the track of back to back twice on the sides with the dancing couples, starting right shoulder first, then left shoulder for bars 37-40.
- 41-48 3rd and 1st couples, also 4th and 2nd couples, each dance right hands across.
Then 1st and 4th couples, in the centre, dance left hands across.
The progressed order is 3,1,4,2 with 1st and 2nd couples on opposite sides.

Music

- Suggested tune: Sally Picker (Traditional).
- Suitable recording: Butterfly Bride (Nicol McLaren and the Glencraig SDB: Craigevar Dances).

Diagrams (music at the bottom)



Notes

- Bars 9-16 and 25-32 are a four couple extension of the signature figure in Father Connelly's Jig by John Drewry.
- The inspiration for bars 33-40 is from a similar figure in The Hyperactive Reel by Jill Garrett and Ralph Stoddard.

Unit 2 Fantasia

A 96 bar medley of 32 bars jig, 32 bars strathspey and 32 bars reel for three couples in a longwise set.

Covid lockdowns interrupted the RSCDS teaching course I had started. While I was trying to keep up my interest in the Unit 2 dances the regular Dance Scottish at Home bulletins were enthusing about jigsaw puzzles. These two collided in my mind and the resulting dance is a fantasy jigsaw mixture of one 8 bar phrase from each of the 12 prescribed dances for the first part of the RSCDS teaching certificate (in 2020).

As in a dream, there is both logic and some surreal mixups and mistakes. Hopefully more nightmarish scenarios of getting to the wrong exam hall at the wrong time with hiking boots instead of ghillies and the wrong or possibly no clothes will not really happen!

Each 8 bar phrase comes from the corresponding part of one of the dances. But it might be slightly or heavily modified, danced by different couples from different places and in a different rhythm. The table below summarises the dances and, in colour, shows the selected phrases in their original rhythm. Underlined phrases are normally progressive. Each section of the dance does have one unmodified 8 bar phrase in its original rhythm.

Dance/Phrase	1-8	9-16	17-24	25-32
1: Jig				
R: Duke of Perth	<u>Turn, Cast, Turn</u>	Turn CPCP	Set & Turn Corners	Reels of 3 & Cross
S: Village Reel	Poussette [S]	Prom Fig8	1c Down & Up	<u>Allemande 2C</u>
J: Miss Hadden	Circle6 & Back	<u>Set, Cast, Turn</u>	<u>Allemande 3C</u>	<u>AdvRet & Cast</u>
J: Mrs Stewart	<u>Set & Chase</u>	Grand Chain	Ladies Chain	<u>AdvRet & Turn</u>
2: Strathspey				
S: Miss Gibson	<u>Set, Turn, Circle4</u>	<u>Knot 2C</u>	Turn CPCP	3 RHA/LHA
S: Alltshellach	<u>Set, Turn, Half P</u>	<u>Down, Split, Up</u>	Reel of 4 Across	<u>Tournée</u>
R: Westminster	Turn & Turn	Diagonal Reel of 4	<u>Set & Rotate 2C</u>	Rights & Lefts
R: Summer W	<u>Circle4 & Chase</u>	Reels of 3	<u>Down, Split, Up</u>	<u>Poussette [Q]</u>
3: Reel				
R: Gen Stuart	<u>Set & Cast</u>	Turn Corners	Hello Goodbye	Reels of 3 & Cross
S: Mrs H/Wish	Fugue	Reels of 3 (1c XX)	<u>Rondel</u>	Grand Chain
J: Rodney's Rant	<u>Set, Cast, Loop</u>	<u>Diagonal R & L</u>	<u>Set & Link 3C</u>	Half Fig8, Turn
J: Starry Eyed L	<u>RHA, Cast, Set</u>	Double Triangles	Reels of 3 Across	<u>Circle6 & Cross</u>

Bars Description

Part 1: Jig

- 1-8 1st couple, giving right hands, turn once, then cast off as 2nd couple step up.
1st couple, giving left hands, turn once round, moving up slightly, and end in promenade hold facing 2nd woman.
Source: Duke of Perth [Reel]. Modifications: End in promenade hold, not facing 1st corners.
- 9-16 1st couple in promenade hold dance a complete figure of eight round 2nd couple, starting by giving right shoulder to 2nd woman and ending in 2nd place. On bar 16 2nd and 3rd couples step in to take promenade hold facing up.
Source: Village Reel [Strathspey]. Modifications: All end in the centre, 1st couple in 2nd place.
- 17-24 2nd, 1st and 3rd couples dance a three couple Allemande.
Source: Miss Hadden's Reel [Jig]. Modifications: None.
- 25-32 3rd, 1st and 2nd couples advance and retire. Then, giving right hands, all three couples turn once round. The order is now 3,1,2.
Source: Mrs Stewart's Jig [Jig]. Modifications: All turn once instead of 1st couple one and a half.

Part 2: Strathspey

- 1-8 3rd and 1st couples (top two) set. Then, giving both hands, they each turn their partner once round opening out into a circle four hands once round to the left.
Source: Miss Gibson's Strathspey [Strathspey]. Modifications: None
- 9-16 2nd couple followed by 1st couple (bottom two) dance down, then 1st couple split and 2nd couple followed by 1st couple dance up to end in the order 3,2,1.
Source: Alltshellach [Strathspey]. Modifications: Start on the sides, dance down, different order.
- 17-24 3rd and 2nd couples (top two), facing in diagonally, dance Set and Rotate.
Source: The Westminster Reel [Reel]. Modifications: None.
- 25-32 2nd and 3rd couples (top two) dance the all round Poussette. The order now is 2,3,1.
Source: Summer Wooing [Reel]. Modifications: Strathspey instead of quicktime Poussette.

Part 3: Reel

- 1-8 2nd man (top place) sets diagonally to 3rd woman, then casts off as 3rd man steps up.
2nd woman (top place) sets across to 3rd man, then casts off as 3rd woman steps up.
The order is now 3,2,1.
Source: General Stuart's Reel [Reel]. Modifications: None.
- 9-16 3rd, 2nd and 1st couples dance mirror reels of three on the sides. 2nd couple start in and down. 3rd (top) and 1st (bottom) couples cast to start then, giving right hands, cross down to the opposite side on bars 11-12 and 15-16 respectively. All end on the sides, without extra loops. The order is still 3,2,1 with 3rd and 1st couples now on opposite sides.
Source: Mrs Hamilton of Wishaw [Strathspey]. Modifications: Top and bottom couples each cross down once instead of top couple crossing twice. Middle couple start down. All end on the sides.
- 17-24 3rd, 2nd and 1st couples dance Set and Link for three couples twice ending in the order 1,2,3 with 2nd couple on opposite sides.
Source: Rodney's Rant [Jig]. Modifications: None.
- 25-32 1st, 2nd and 3rd couples circle six hands once round to the left (6 bars). Then 2nd couple, giving right hands, cross to their own sides. The final order is 1,2,3.
Source: The Starry Eyed Lassie [Jig]. Modifications: None.

Music

- Suitable recording: The Everchanging Medley 2 (David Cunningham and his Scottish Dance Band: The Vallin Suite 2).

Notes

The choice of which 8 bar phrase to select from which dance was very constrained. Firstly by wanting the resulting medley to be smoothly danceable and secondly to have a three couple progression at the end of each 32 bar section (with all couples on their own sides). It was also desirable to include as wide a variety of figures as possible.

This required a suitable combination of progressive and non-progressive figures. Even allowing phrases to be used in sections with different rhythms it was still necessary to make a few modifications, mainly to swap couples to their own or opposite sides or to keep them there.

The most significant changes were:

- Jig (bars 29-32): All turn once instead of just 1st couple turning one and a half times. As 1st couple did not need to change sides it seemed nicer to let all three couples turn. This also gave a more even share of the action to each couple. In the complete 96 bar dance 1st couple dance for 70 bars, 2nd couple for 68 bars and 3rd couple for 64 bars.
- Strathspey (bars 25-32): The quicktime poussette is changed to the all round strathspey poussette. No progression was needed at that point - and I like the strathspey one better! Also in bars 9-16 I prefer dancing down and up to leading down and up.
- Reel (bars 9-16): Instead of the top couple crossing down on bars 11-12 and then crossing back up on 15-16, here the top couple cross down but stay on the opposite side while the bottom couple cross down on bars 15-16. This was required to get the right progression for the following Set and Link, circle and cross back which seemed like the best ending.



Valerie Strachan



The Lake at Bletchley Park

Value Added

A 32 bar reel for three couples in a four couple set.

This dance is for Valerie Strachan. In her working life Valerie was the first woman to be Commissioner and later Chairman of the UK Customs and Excise which was then a separate government department. The newspapers nicknamed her Vatwoman as she had worked on introducing Value Added Tax (VAT).

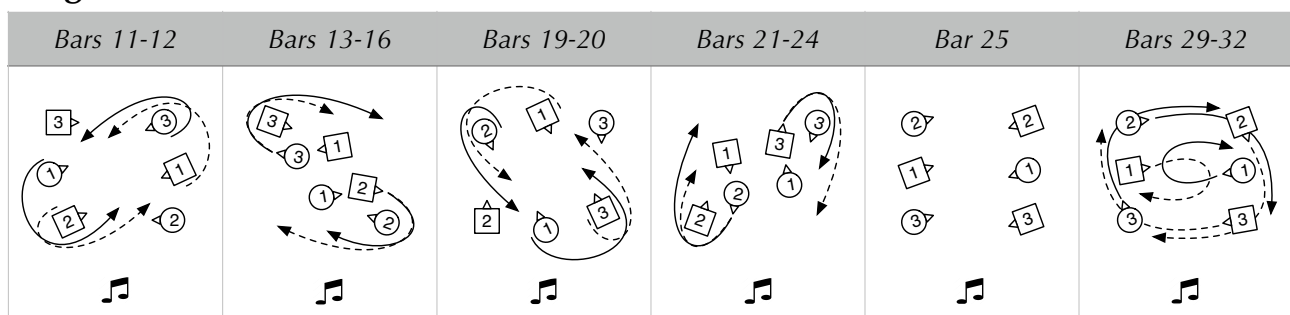
Bars Description

- 1-4 1st couple cross over giving right hands, then cast off as 2nd couple step up.
- 5-8 1st woman with 2nd couple and 1st man with 3rd couple dance left hands across. 1st couple end just outside 2nd place on opposite sides.
- 9-12 1st couple take nearer hands with the person on their right (2nd woman and 3rd man) and set facing diagonally to the other pair. Then each pair both pull their left shoulder back and cast in tandem, corners leading, into the centre to face the 3rd corners on the 1st diagonal: 2nd woman followed by 1st man faces 2nd man and 3rd man followed by 1st woman faces 3rd woman.
- 13-16 2nd man and 3rd woman dance the track of half a diagonal right shoulder reel of four. Meanwhile 2nd woman followed by 1st man, also 3rd man followed by 1st woman, each dance right shoulder around the 3rd corner positions and across the top or bottom of the set to end (roughly) in lines of three across: 1st man between and just above 3rd and 2nd women at the top facing down, 1st woman between and just below 3rd and 2nd men in 3rd place facing up. 2nd woman and 3rd man are back where they started at bar 9.
- 17-24 1st couple repeat the pattern of bars 9-16 from their new places. 1st man and 3rd woman, also 1st woman and 2nd man, each set, pull back left and and cast in to face 4th corners. The corners dance half a diagonal right shoulder reel of four while the tandem pairs dance right shoulder round the 4th corner positions and up or down the sides. The order is now 3,1,2 with 3rd and 2nd couples on opposite sides.
- 25-28 All dance back to back with their partner.
- 29-32 1st couple, giving right hands, turn once round (or birl) while 3rd and 2nd couples chase half way round clockwise to end in the order 2,1,3.

Music

- Suggested tune: A Reel for George (Pat Clark).
- Suitable recording: Golden Bracken (Andrew Lyon's SDB: Music for 2nd Book of Graded SCDs).

Diagrams (music at the bottom)



Diagrams by Keith Rose

THE ANTIQUITIES OF CORDOBA 3x32 S

Murrough Landon, 2024, <https://my.strathespey.org/u/murrough/AntiquitiesOfCordoba.pdf> 3C/3C longwise set.

BONA CHORD 2C & 4C cross on 2nd chord 4x32 R

Murrough Landon, 2017, <https://my.strathespey.org/u/murrough/BonaChord.pdf> 4C/4C longwise set.

BRACKEN ON BROUGHTON MOOR 1C & 3C cross on 2nd chord 4x32 R

Murrough Landon, 2017, my.strathespey.org/u/murrough/BrackenOnBroughtonMoor.pdf 4C/4C longwise set.

CATENARY 3x40 S

Murrough Landon, 2020, <https://my.strathespey.org/u/murrough/Catenary.pdf> 3C/3C longwise set.

A CLIMB UP DUFTON PIKE 8x32 J

Murrough Landon, 2024, <https://my.strathespey.org/u/murrough/ClimbUpDuftonPike.pdf> 3C/4C longwise set.

CURRICULUM VITAE 8x32 R

Murrough Landon, 2024, <https://my.strathespey.org/u/murrough/CurriculumVitae.pdf> 3C/4C longwise set.

DRAWING TOGETHER 3x32 S

Murrough Landon, 2024, <https://my.strathespey.org/u/murrough/DrawingTogether.pdf> 3C/3C longwise set.

THE EDEN VALLEY 8x32 J

Murrough Landon, 2023, <https://my.strathespey.org/u/murrough/EdenValley.pdf> 3C/4C longwise set.

HIGH CUP NICK 8x32 R

Murrough Landon, 2024, <https://my.strathespey.org/u/murrough/HighCupNick.pdf> 3C/4C longwise set.

KINDNESS AND MARMALADE 1C start on opposite side 3x48 R

Murrough Landon, 2020, <https://my.strathespey.org/u/murrough/KindnessAndMarmalade.pdf> 3C/3C longwise set.

LA MEZQUITA DE CORDOBA

The Mosque of Cordoba **3x32 S**

Murrough Landon, 2024, <https://my.strathepey.org/u/murrough/LaMezquitaDeCordoba.pdf> 3C/8C longwise set.

PETT DE BOIS

3C & 4C start on opposite sides **4x32 R**

Murrough Landon, 2024, <https://my.strathepey.org/u/murrough/PettDeBois.pdf> 4C/4C longwise set.

PROMINO NINE

A Non-Binary Nonet **9x32 J**

Murrough Landon, 2018, <https://my.strathepey.org/u/murrough/ProminoNine.pdf> 9P/8P square set.

THE PUNNING CLAN

2C & 4C start on opposite sides **5x32 J**

Murrough Landon, 2022, <https://my.strathepey.org/u/murrough/PunningClan.pdf> 5C/6C longwise set.

A REAL GEM

4x32 S

Murrough Landon, 2015, <https://my.strathepey.org/u/murrough/RealGem.pdf> 4C/4C square set.

A REEL BY THE LAKE

4x32 R

Murrough Landon, 2023, <https://my.strathepey.org/u/murrough/ReelByTheLake.pdf> 4C/4C longwise set.

RED DEER

4x32 S

Murrough Landon, 2023, <https://my.strathepey.org/u/murrough/RedDeer.pdf> 4C/4C square set.

THE UMPTEN BAR REEL

2C & 4C start on opposite sides **4x48 R**

Murrough Landon, 2022, <https://my.strathepey.org/u/murrough/UmptenBarReel.pdf> 4C/4C longwise set.

UNIT 2 FANTASIA

32 J + 32 S + 32 R

Part 1 - Jig: TR, TL, A, TR

Part 2 - Strathepey: STB, S, XR, P

Part 3 - Reel: S, S, S, S, XR

Murrough Landon, 2020, <https://my.strathepey.org/u/murrough/Unit2Fantasia.pdf> 3C/8C longwise set.

VALUE ADDED

8x32 R

Murrough Landon, 2024, <https://my.strathepey.org/u/murrough/ValueAdded.pdf> 3C/4C longwise set.

